

**GENERAL CATALOGUE
2021**





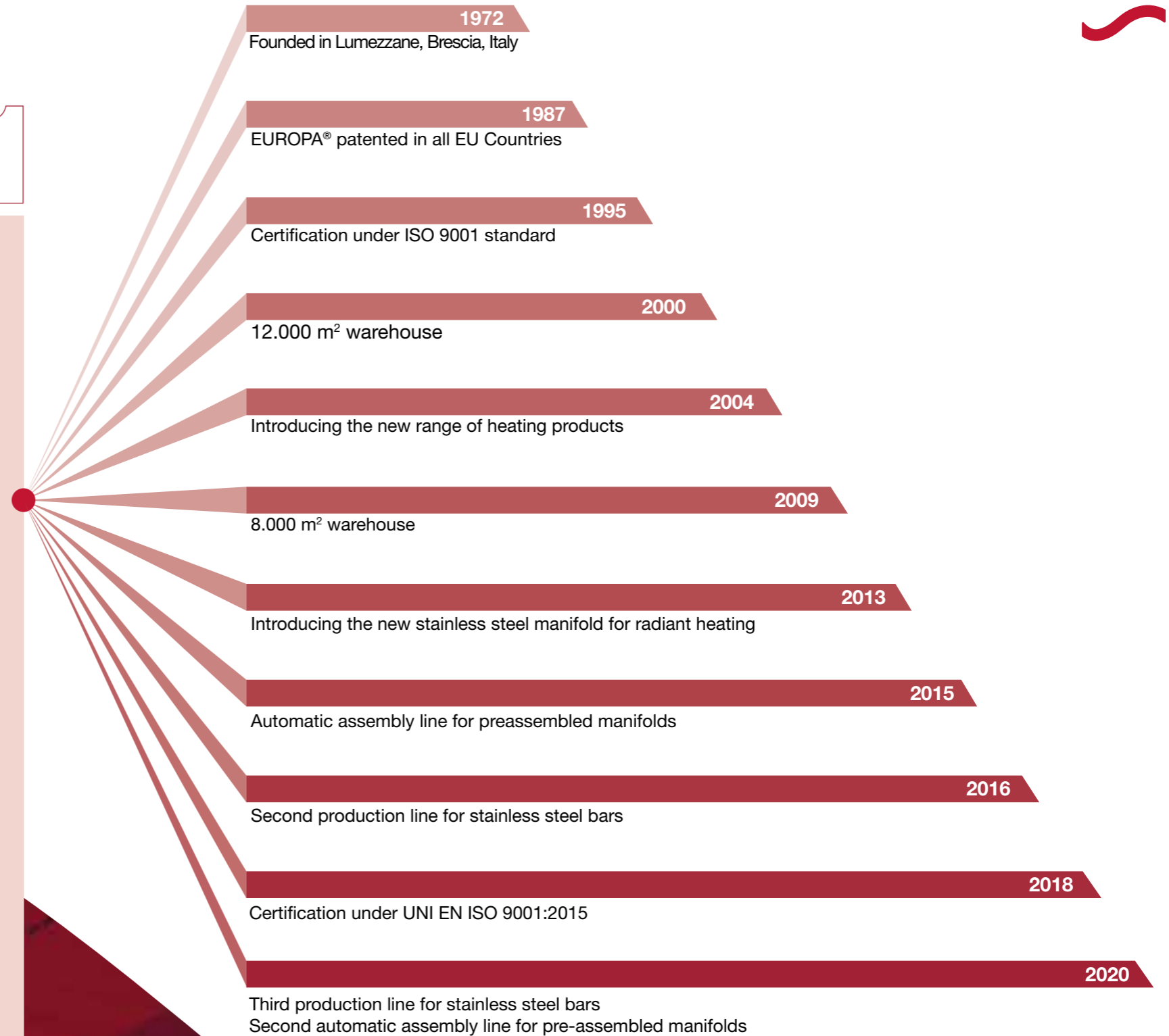
1972-2021



ITAP SpA, founded in Lumezzane (Brescia) in 1972, is currently one of the leading production companies in Italy of valves, fittings and distribution manifolds for plumbing and heating systems.

Thanks to fully automated production processes, with 85 transfer machines and 55 assembly lines, we are able to produce 400.000 pieces per day.

Our innate pursuit for innovation and observance of technical regulations is supported by the company certification ISO 9001. The company has always considered its focus on quality as the main tool to obtain significant business results: today ITAP SpA is proud to offer products bearing the approval of numerous international certifying bodies.



NUMBERS

45.000.000

PIECES/YEAR

23.000.000

CHECK AND BALL VALVES
PRODUCED EVERY YEAR

200.000

PCS SENT DAILY

37.000 m²

PLANTS

10.000 PALLETS

PALLETS OF AVAILABLE
FINISHED GOODS

108

CONTRIES WE EXPORT TO

85

TRANSFER MACHINES

55

AUTOMATIC ASSEMBLY LINES

20

STAINLESS STEEL MANIFOLDS

ITAP pre-assembled manifolds are used to distribute heat-transfer fluid inside a system. They can be used in traditional radiator systems or innovative under-floor radiant systems. ITAP manifolds are suitable for heating and cooling systems.

The use of ITAP manifolds also allows all of the project parameters to be controlled, providing the perfect balance of each outlet. This avoids any unnecessary waste and ensures an elevated level of thermal comfort.

In the complete version the manifolds are equipped with flow meters, with preset cut-off valves set-up for electro-thermal actuator and with drain and air vent units. As an alternative to flow meters, it is possible to request the installation of regulation lockshields. Thanks to their increased cross-section, the flow and return bars allow a higher flow rate.

EUROPEAN LEADER IN THE PRODUCTION OF STAINLESS STEEL MANIFOLDS FOR RADIANT HEATING SYSTEMS

MATERIAL: AISI 304L

**PRODUCTION
MORE THAN 400.000 bars/year**



EUROPA® THE ORIGINAL

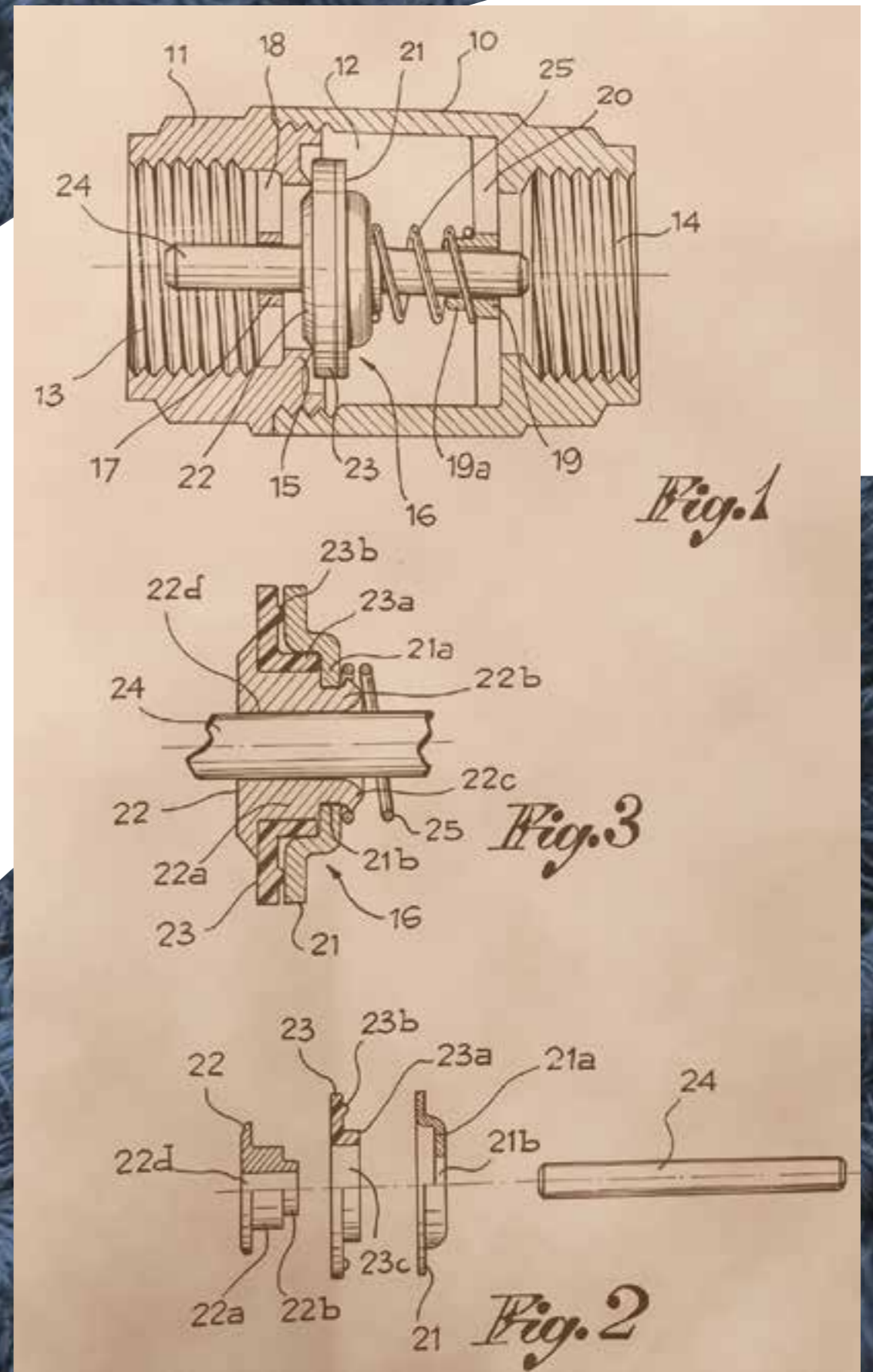


ITAP

invented and patented

THE SPRING CHECK VALVE

offering a superior product
compared to swing check valves.



QUALITY



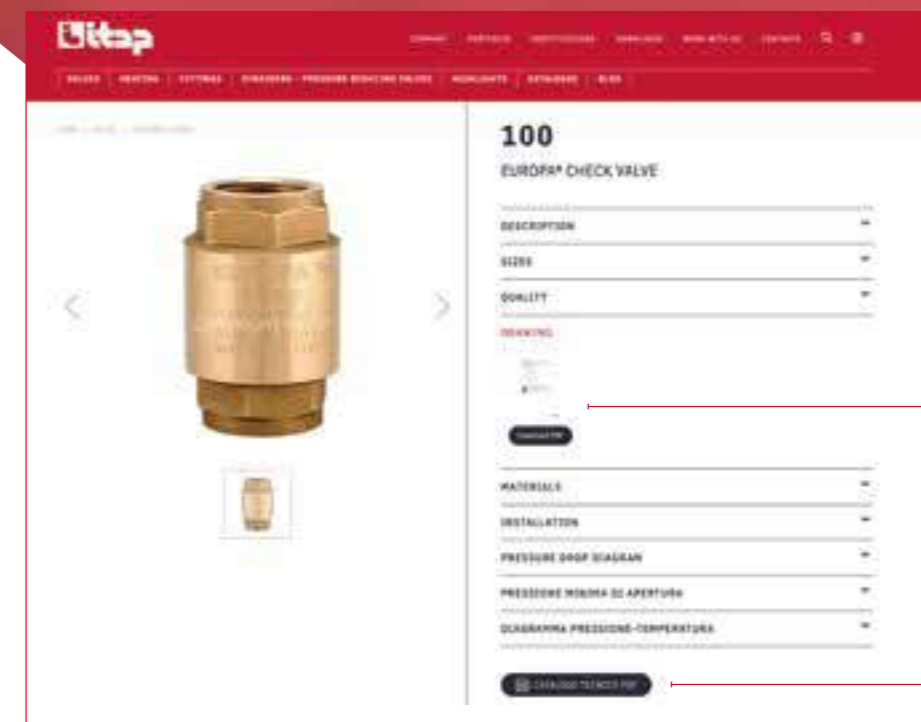
NEW WEBSITE

TECHNICAL CATALOGUE

The complete technical features are available on the website www.itap.it.

For every item you'll find drawings, materials, minimum pressure diagram to get the valves opening, pressure drops diagrams, installation and declarations of conformity, available in PDF format.

From the website you can also download all the complete technical catalogue of each item in PDF format.



Download the complete technical catalogue in PDF format.

See or download any single technical sheet in PDF or DXF format.

WHO IS WHO



Alessandro Cattalini
Marketing & Sales Manager
alessandro.cattalini@itap.it

MARKETING DEPT.



Manuela - Daniele - Rosalia
Marketing & Communication
marketing@itap.it

EXPORT SALES DEPT.




Giordano Burlotti
Export Area Manager (France - Maghreb)
giordano.burlotti@itap.it




Izzat Hannoush
Export Area Manager (Asia Pacific)
izzat.hannoush@itap.it



Livio Raineri
Export Area Manager (Russia - Eastern Europe)
livio.raineri@itap.it



Aronne Ottolini
Export Area Manager (Balkans - Iberian Peninsula - Americas)
aronne.ottolini@itap.it



Alessandro Patti
Export Area Manager (Northern Europe - Middle East - Central Asia - Africa)
alessandro.patti@itap.it




Andrea Vivenzi
Export Area Manager (Germany - Austria - Switzerland)
andrea.vivenzi@itap.it




Claudia - Annapaola - Elisa - Elena
Export Back Office
sales@itap.it

ITALIAN SALES DEPT.



Alessandro Appolloni
Area Manager Northern Italy
alessandro.appolloni@itap.it



Igor Barone
Area Manager Central and Southern Italy
igor.barone@itap.it



Emanuela - Luisella
Back Office Italy
vendite@itap.it



IMPORTANT NOTICE



PACKING IN BOXES AND CARTONS HAVE BEEN CHANGED.

PAYMENTS

TO AVOID USELESS EXPENSES, WE KINDLY ASK YOU TO SEND YOUR SWIFT TRANSFERS OR L/CS EXCLUSIVELY ON THE FOLLOWING ITALIAN BANKS:

UNICREDIT S.p.A.

25125 BRESCIA - ITALY
BIC Swift UNCRITMMORR
Favour ITAP S.p.A. - Lumezzane ITALY
Account 4422673
IBAN IT78 D 02008 05364 000004422673

BNL GRUPPO BNP PARIBAS

25065 LUMEZZANE - BS - ITALY
Swift BNLITRRXXX
Favour ITAP S.p.A. - Lumezzane
Account 5857
IBAN IT92 W010 0554 6800 0000 0005 857

DELIVERY

**WAREHOUSE FOR GOODS LOADINGS:
ITAP s.p.a. WAREHOUSE
Via Industriale 39 - Zona Industriale Moie
25050 Rodengo Saiano - BRESCIA - ITALY**

Any damage caused by a supposed faulty product of ours must be reported to us, by providing the name of the damaged party and the approximate amount of the damage. Then, pictures related to the damage must be sent to us, together with the supposed faulty product, for technical examination. Anything which may provide the evidence of the extent of the damage must be available to us until the file will be closed. The above is necessary for opening the file with our insurance.

RETURN OF GOODS

NO GOODS WILL BE ACCEPTED WITHOUT PREVIOUS AUTHORIZATION OF OUR SALES DEPARTMENT

SALES CONDITIONS

PRICES

CURRENCY

GOODS
RENDERED

MINIMUM
ORDERS'
VALUE
ORDERS BELOW
THE ABOVE
VALUE WILL BE
DELIVERED
EX OUR WORKS

PAYMENT









DELIVERY

PACKING

VALIDITY

ORDERS
BELOW
THIS VALUE
ARE ANYWAY
NOT ACCEPTED

INDEX

 CHECK AND FOOT VALVES	20-31
 BALL VALVES, GATE VALVES, BIBCOCKS AND GAS SAFETY DEVICES	32-65
Ball valves and gate valves	36 - 52
Bibcocks	53 - 57
Ball valves, solenoid safety relief valves and leak detectors for gas	58 - 65
 CHROME-PLATED BIBCOCKS	66-73
 POLYPHOSPHATE PROPORTIONAL DOSER, MAGNETIC DIRT SEPARATORS, AUTOMATIC FILLING UNIT, PRESSURE REDUCING VALVES, STRAINERS	74-89
Polyphosphate proportional doser	76 - 77
Magnetic dirt separators	78 - 81
Automatic filling unit	82 - 83
Pressure reducing valves	84 - 86
Y strainers	87 - 89
Self-cleaning strainer	89
 HEATING	90-159
Valves (thermostatic, with pre-setting, manual) and lockshields for radiators	92 - 100
Zone valves and electric actuators	101 - 103
Modular and dual distribution manifolds	104 - 106
Simple and pre-assembled stainless steel manifolds and boxes	108 - 119
Simple and pre-assembled brass manifolds and boxes	120 - 129
Set point regulating unit	130 - 132
Accessories and kit for manifolds	133 - 144
Air vent valves and safety valves	145 - 147
Diaphragm safety relief valves	148 - 149
Thermostats and chronothermostats	150 - 151
Schemes	152 - 159
 FITTINGS	160-187
Fittings for multilayer, PEX and polybutylene pipes	162 - 167
Fittings for copper, PEX and polybutylene pipes	168 - 177
Fittings for polyethylene pipes	178 - 185
Mechanical fittings and accessories	186 - 189
 ACCESSORIES FOR SOLAR HEATING SYSTEMS	190-194
 NUMERICAL INDEX	196-203

CHECK AND FOOT VALVES



EUROPA® CHECK AND FOOT VALVES **22 - 23**



YORK® CHECK AND FOOT VALVES **24 - 25**



BLOCK® CHECK AND FOOT VALVES **26 - 27**



ROMA® CHECK VALVES **28 - 29**



STRAINERS FOR EUROPA®, YORK®, BLOCK® AND ROMA® CHECK VALVES **29**

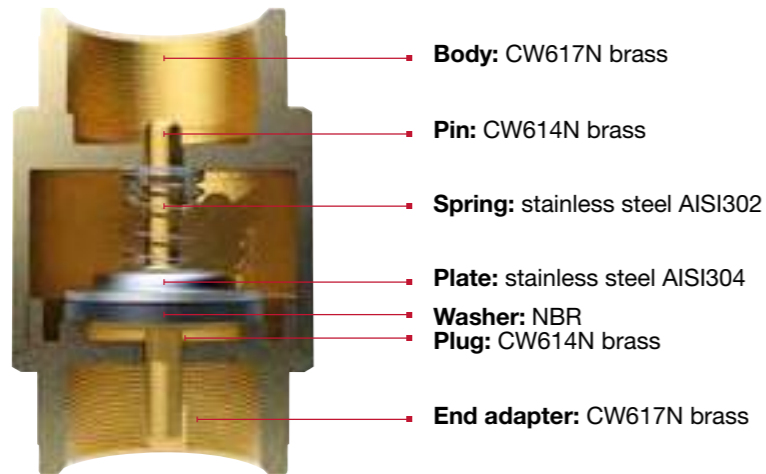


SWING CHECK VALVE **30 - 31**



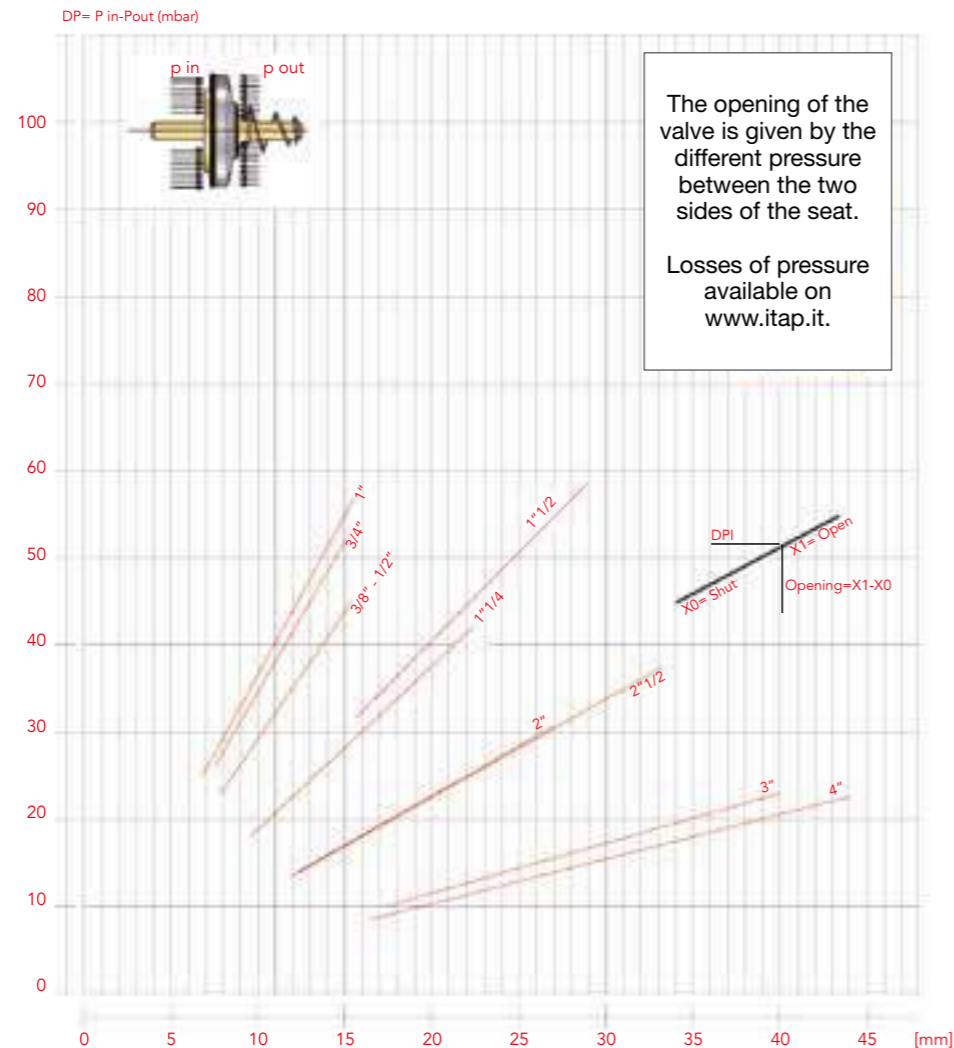
FOOT VALVE **30 - 31**

EUROPA® MATERIALS



- **Body:** CW617N brass
- **Pin:** CW614N brass
- **Spring:** stainless steel AISI302
- **Plate:** stainless steel AISI304
- **Washer:** NBR
- **Plug:** CW614N brass
- **End adapter:** CW617N brass

EUROPA® DIAGRAM OF THE MINIMUM PRESSURE NEEDED TO GET THE VALVES OPENING



INFO

Suitable for domestic water services, heating, air-conditioning plants and compressed air. They can be installed in any position: vertical, horizontal, oblique.

100 EUROPA® check valve



SIZE	PRESSURE	CODE	PACKING
3/8" (DN 10)	25bar/362.5psi	1000038	10/130
1/2" (DN 15)	25bar/362.5psi	1000012	10/120
3/4" (DN 20)	25bar/362.5psi	1000034	8/88
1" (DN 25)	25bar/362.5psi	1000100	6/54
1 1/4" (DN 32)	18bar/261psi	1000114	4/36
1 1/2" (DN 40)	18bar/261psi	1000112	4/32
2" (DN 50)	18bar/261psi	1000200	2/20
2 1/2" (DN 65)	12bar/174psi	1000212	1/9
3" (DN 80)	12bar/174psi	1000300	1/6
4" (DN 100)	12bar/174psi	1000400	1/4

Body in brass.
 Plate in stainless steel.
 Washer in NBR.
 Spring: stainless steel.
 Minimum and maximum working temperatures: -20°C, 100°C.
 Threads: ISO 228 (equivalent to DIN EN ISO 228 and BS EN ISO 228).
Available also with NPT thread in the sizes from 1/2" to 4".
 Price as in the chart.

105 EUROPA® foot valve




SIZE	PRESSURE	CODE	PACKING
3/8" (DN 10)	25bar/362.5psi	1050038	8/120
1/2" (DN 15)	25bar/362.5psi	1050012	8/120
3/4" (DN 20)	25bar/362.5psi	1050034	6/90
1" (DN 25)	25bar/362.5psi	1050100	4/60
1 1/4" (DN 32)	18bar/261psi	1050114	4/32
1 1/2" (DN 40)	18bar/261psi	1050112	2/26
2" (DN 50)	18bar/261psi	1050200	2/14
2 1/2" (DN 65)	12bar/174psi	1050212	1/6
3" (DN 80)	12bar/174psi	1050300	1/5
4" (DN 100)	12bar/174psi	1050400	1/3

Body in brass.
 Plate in stainless steel.
 Washer in NBR.
 Spring: stainless steel.
 Strainer in polymer and stainless steel.
 Filtration degree: 3/8" through 2": 1200µm; 2 1/2" through 4": 2000µm
 Minimum and maximum working temperatures: -20°C, 100°C.
 Threads: ISO 228 (equivalent to DIN EN ISO 228 and BS EN ISO 228).
Available also with NPT thread in the sizes 2 1/2", 3" and 4".
 Price as in the chart.



YORK® MATERIALS



- **Body:** CW617N brass
- **Pin:** polymer
- **Spring:** stainless steel AISI302
- **Washer:** NBR
- **Plate:** polymer
- **End adapter:** CW617N brass

INFO Suitable for domestic water services, heating, air-conditioning plants and compressed air. They can be installed in any position: vertical, horizontal, oblique.

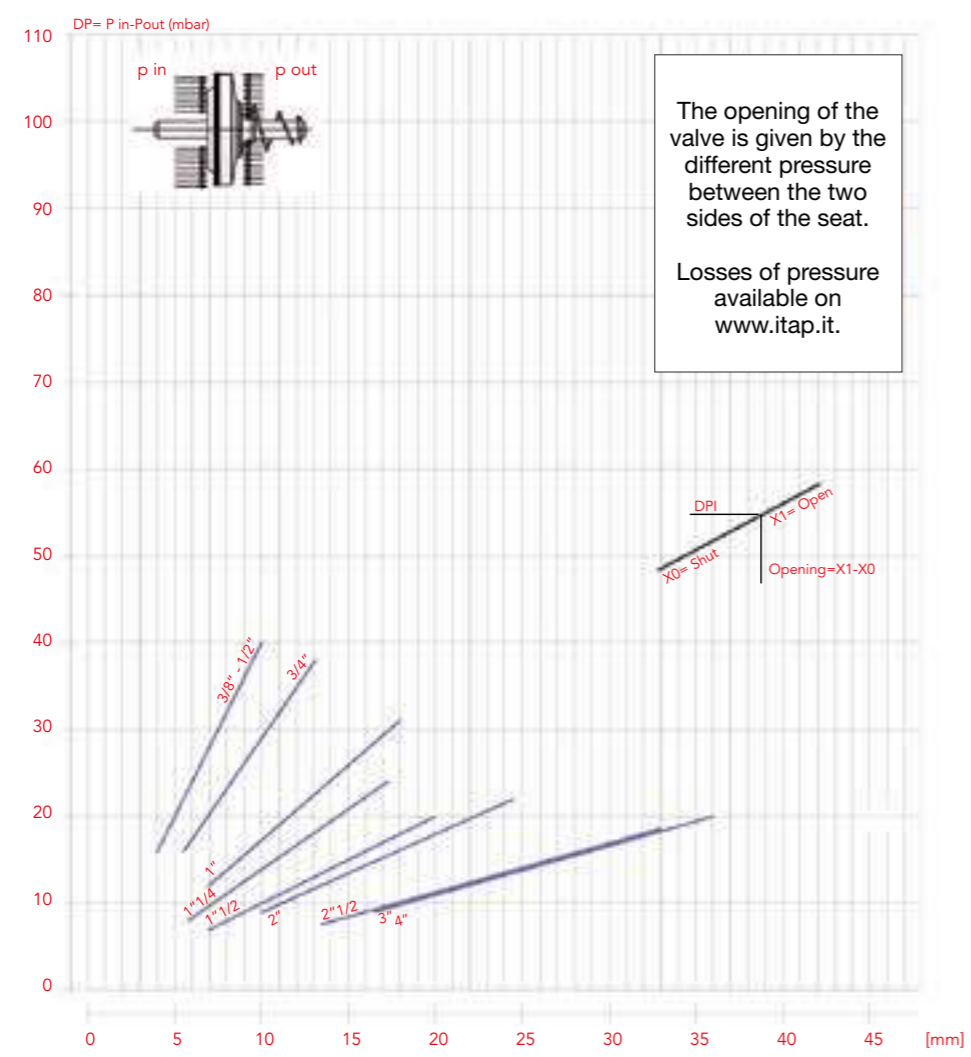
103 YORK® check valve



SIZE	PRESSURE	CODE	PACKING
3/8" (DN 10)	12bar/174psi	1030038	10/200
1/2" (DN 15)	12bar/174psi	1030012	10/200
3/4" (DN 20)	12bar/174psi	1030034	8/128
1" (DN 25)	12bar/174psi	1030100	8/88
1"1/4 (DN 32)	10bar/145psi	1030114	6/54
1"1/2 (DN 40)	10bar/145psi	1030112	4/36
2" (DN 50)	10bar/145psi	1030200	2/28
2"1/2 (DN 65)	8bar/116psi	1030212	1/16
3" (DN 80)	8bar/116psi	1030300	1/12
4" (DN 100)	8bar/116psi	1030400	1/7

Body in brass.
 Plate in polymer.
 Washer in NBR.
 Spring: stainless steel.
 Minimum and maximum working temperatures: -20°C, 100°C.
 Threads: ISO 228 (equivalent to DIN EN ISO 228 and BS EN ISO 228).

YORK® DIAGRAM OF THE MINIMUM PRESSURE NEEDED TO GET THE VALVES OPENING



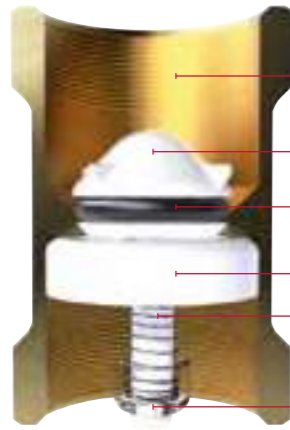
108 YORK® foot valve



SIZE	PRESSURE	CODE	PACKING
3/8" (DN 10)	12bar/174psi	1080038	10/220
1/2" (DN 15)	12bar/174psi	1080012	10/220
3/4" (DN 20)	12bar/174psi	1080034	8/144
1" (DN 25)	12bar/174psi	1080100	8/120
1"1/4 (DN 32)	10bar/145psi	1080114	6/60
1"1/2 (DN 40)	10bar/145psi	1080112	4/48
2" (DN 50)	10bar/145psi	1080200	2/26
2"1/2 (DN 65)	6bar/87psi	1080212	1/25
3" (DN 80)	6bar/87psi	1080300	1/17
4" (DN 100)	6bar/87psi	1080400	1/10


Body in brass.
 Plate in polymer.
 Washer in NBR.
 Spring: stainless steel.
 Strainer in polymer and stainless steel.
 Filtration degree: 3/8" through 2": 1200µm; 2"1/2 through 4": 2000µm
 Minimum and maximum working temperatures: -20°C, 100°C.
 Threads: ISO 228 (equivalent to DIN EN ISO 228 and BS EN ISO 228).

BLOCK® MATERIALS



- Body: CW617N brass
- Plate: polymer
- O-ring: NBR
- Guide: polymer
- Spring: stainless steel AISI302
- Spring stop: polymer

BLOCK® DIAGRAM OF THE MINIMUM PRESSURE NEEDED TO GET THE VALVES OPENING



INFO

Suitable for domestic water services, heating, air-conditioning plants and compressed air. They can be installed in any position: vertical, horizontal, oblique.

101 BLOCK® check valve



SIZE	PRESSURE	CODE	PACKING
1/2" (DN 15)	12bar/174psi	1010012	14/322
3/4" (DN 20)	12bar/174psi	1010034	12/204
1" (DN 25)	12bar/174psi	1010100	10/160
1 1/4" (DN 32)	10bar/145psi	1010114	8/88
1 1/2" (DN 40)	10bar/145psi	1010112	6/72
2" (DN 50)	10bar/145psi	1010200	4/40

PATENTED
 Body in brass.
 Plate in polymer.
 O-ring in NBR.
 Spring: stainless steel.
 Minimum and maximum working temperatures: -20°C, 100°C.
 Threads: ISO 228 (equivalent to DIN EN ISO 228 and BS EN ISO 228).

106 BLOCK® foot valve

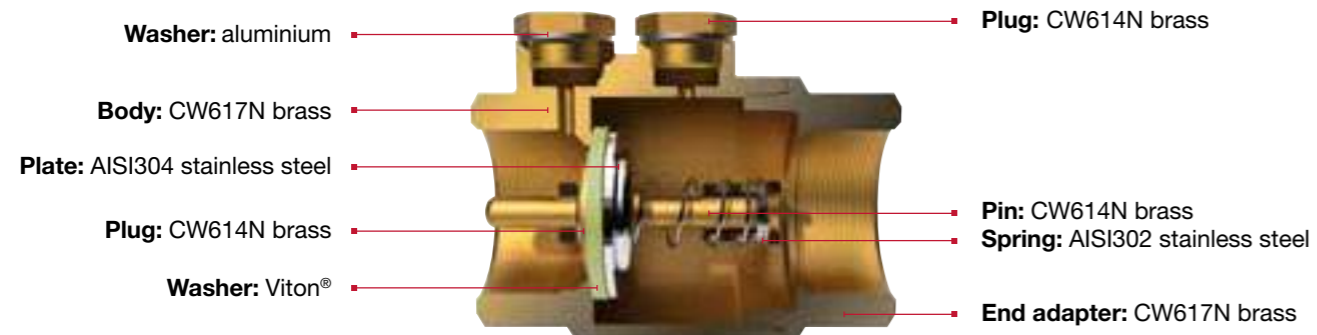


SIZE	PRESSURE	CODE	PACKING
1/2" (DN 15)	12bar/174psi	1060012	14/252
3/4" (DN 20)	12bar/174psi	1060034	12/144
1" (DN 25)	12bar/174psi	1060100	10/100
1 1/4" (DN 32)	10bar/145psi	1060114	8/72
1 1/2" (DN 40)	10bar/145psi	1060112	6/54
2" (DN 50)	10bar/145psi	1060200	4/32

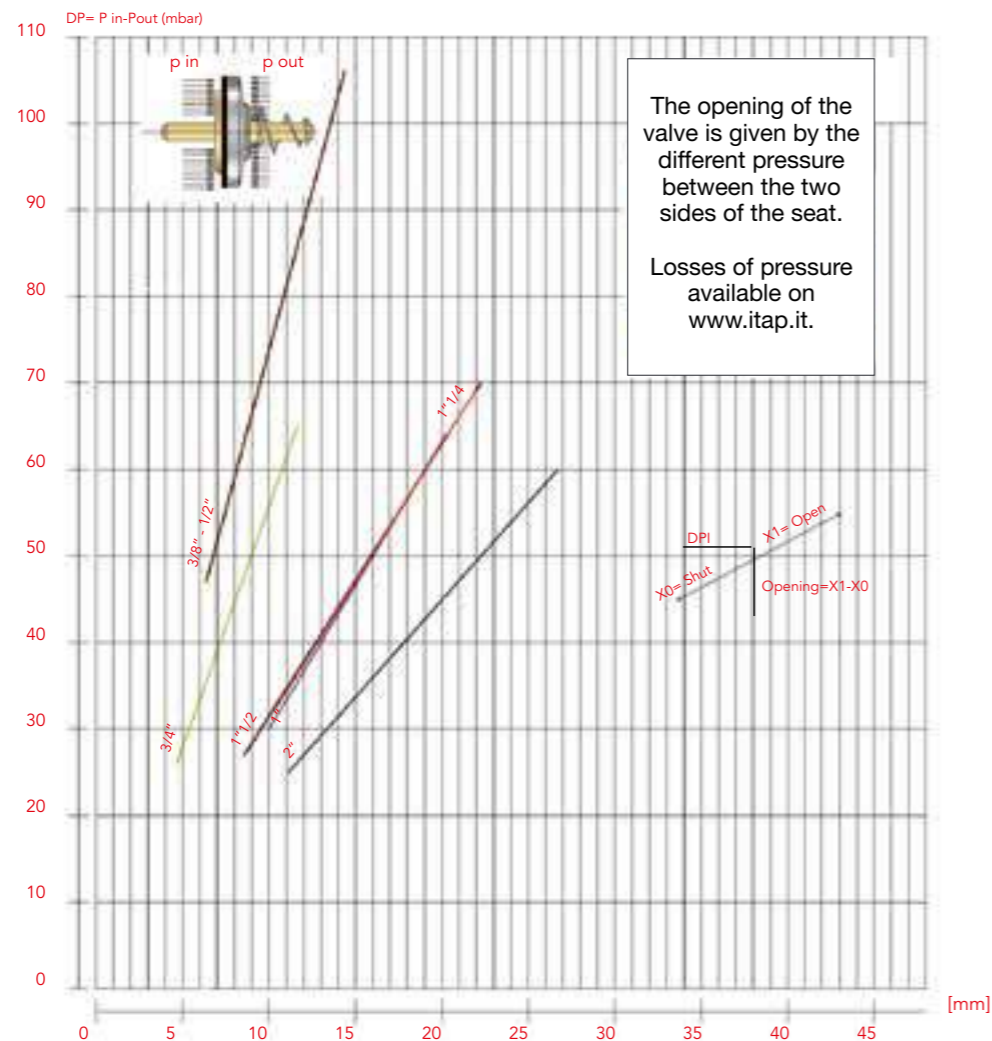
PATENTED
 Body in brass.
 Plate in polymer.
 O-ring in NBR.
 Spring: stainless steel.
 Strainer in polymer.
 Minimum and maximum working temperatures: -20°C, 100°C.
 Threads: ISO 228 (equivalent to DIN EN ISO 228 and BS EN ISO 228).



ROMA® MATERIALS



ROMA® DIAGRAM OF THE MINIMUM PRESSURE NEEDED TO GET THE VALVES OPENING



INFO Suitable for domestic water services, heating, air-conditioning plants and compressed air. They can be installed in any position: vertical, horizontal, oblique. Suitable for use with gasoline and fuels in general.

104 ROMA® check valve



SIZE	PRESSURE	CODE	PACKING
3/8" (DN 10)	25bar/362.5psi	1040038	10/100
1/2" (DN 15)	25bar/362.5psi	1040012	10/100
3/4" (DN 20)	25bar/362.5psi	1040034	8/72
1" (DN 25)	25bar/362.5psi	1040100	6/48
1 1/4" (DN 32)	18bar/261psi	1040114	4/28
1 1/2" (DN 40)	18bar/261psi	1040112	4/24
2" (DN 50)	18bar/261psi	1040200	2/16

Body in brass.
 Plate in stainless steel.
 Washer in Viton®.
 Spring: stainless steel.
 Outlet plugs in brass, thread 1/4".
 Minimum working temperature: -20°C.
 Maximum working temperature: 100°C with water ;150°C with fluid hydrocarbons or compressed air.
 Threads: ISO 228 (equivalent to DIN EN ISO 228 and BS EN ISO 228).

102 Strainer for Europa®, York®, Block®, Roma® check valve



SIZE	CODE	PACKING
3/8" (DN 10)	1020038	30/1200
1/2" (DN 15)	1020012	30/900
3/4" (DN 20)	1020034	20/480
1" (DN 25)	1020100	20/280
1 1/4" (DN 32)	1020114	10/180
1 1/2" (DN 40)	1020112	10/140
2" (DN 50)	1020200	4/76
2 1/2" (DN 65)	1020212	1/62
3" (DN 80)	1020300	1/36
4" (DN 100)	1020400	1/20

Filtration degree: 3/8" through 2": 1200µm; 2 1/2" through 4": 2000µm.
 Strainer in stainless steel.
 Threaded end in polymer.
 Threads: ISO 228 (equivalent to DIN EN ISO 228 and BS EN ISO 228).
Available also with NPT thread in the sizes 2 1/2", 3" and 4".
 Price as in the chart.

107 Strainer for Europa®, York®, Block®, Roma® check valve

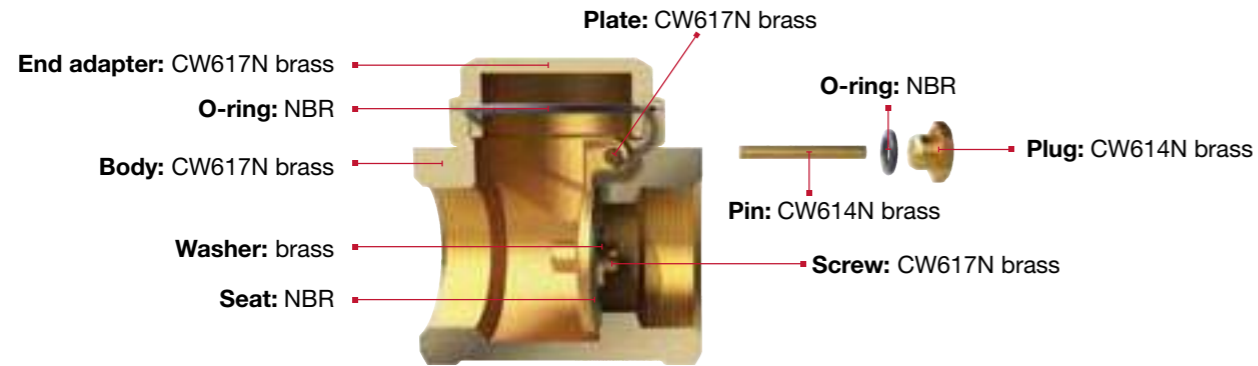


SIZE	CODE	PACKING
3/8" (DN 10)	1070038	50/1500
1/2" (DN 15)	1070012	40/1200
3/4" (DN 20)	1070034	35/840
1" (DN 25)	1070100	30/420
1 1/4" (DN 32)	1070114	20/280
1 1/2" (DN 40)	1070112	15/180
2" (DN 50)	1070200	8/112

Strainer in polymer.
 Threads: ISO 228 (equivalent to DIN EN ISO 228 and BS EN ISO 228).

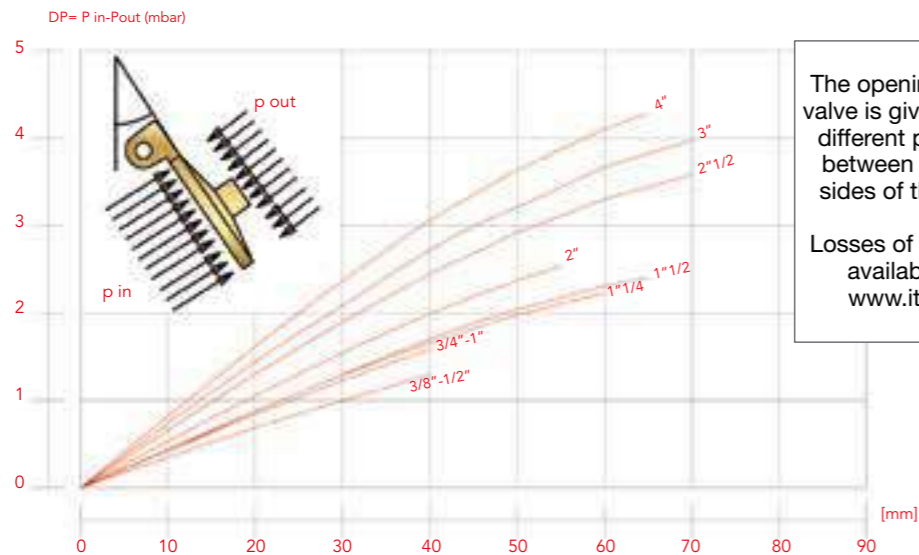


CLAPET MATERIALS



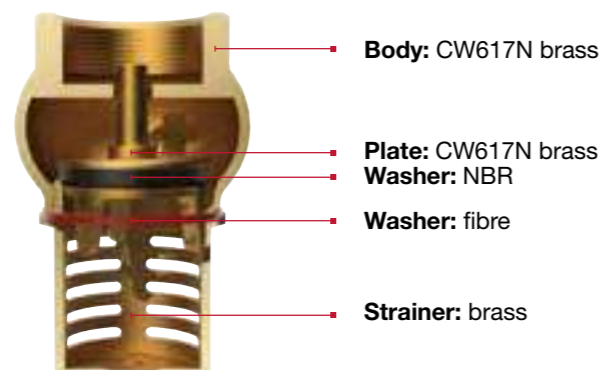
The cross section refers to the valve with NBR seat. Available also with metal seat.

CLAPET DIAGRAM OF THE MINIMUM PRESSURE NEEDED TO GET THE VALVES OPENING



The opening of the valve is given by the different pressure between the two sides of the seat.
Losses of pressure available on www.itap.it.

140 MATERIALS



130 Swing check valve



SIZE	PRESSURE	CODE	PACKING
3/8" (DN 10)	16bar/232psi	1300038G	16/128
1/2" (DN 15)	16bar/232psi	1300012G	16/128
3/4" (DN 20)	16bar/232psi	1300034G	12/96
1" (DN 25)	12bar/174psi	1300100G	8/56
1 1/4" (DN 32)	10bar/145psi	1300114G	5/40
1 1/2" (DN 40)	10bar/145psi	1300112G	4/32
2" (DN 50)	10bar/145psi	1300200G	2/24

SIZE	PRESSURE	CODE	PACKING
3/8" (DN 10)	16bar/232psi	1300038M	16/128
1/2" (DN 15)	16bar/232psi	1300012M	16/128
3/4" (DN 20)	16bar/232psi	1300034M	12/96
1" (DN 25)	12bar/174psi	1300100M	8/56
1 1/4" (DN 32)	10bar/145psi	1300114M	5/40
1 1/2" (DN 40)	10bar/145psi	1300112M	4/32
2" (DN 50)	10bar/145psi	1300200M	2/24
2 1/2" (DN 65)	8bar/116psi	1300212M	1/12
3" (DN 80)	8bar/116psi	1300300M	1/10
4" (DN 100)	8bar/116psi	1300400M	1/4

Body in brass.
O-ring for upper plug in NBR.
O-ring of the side plug in NBR.
Plate in brass.
Minimum and maximum working temperatures: 0°C, 90°C.
Threads: ISO 228 (equivalent to DIN EN ISO 228 and BS EN ISO 228).
Available 3/8" through 2" with NBR seat, 3/8" through 4" with metal seat.
Available also with NPT thread in the sizes 2 1/2", 3" and 4".
Price as in the chart.

140 Foot valve



SIZE	PRESSURE	CODE	PACKING
1/2" (DN 15)	10bar/145psi	1400012	12/156
3/4" (DN 20)	10bar/145psi	1400034	12/96
1" (DN 25)	10bar/145psi	1400100	12/96
1 1/4" (DN 32)	8bar/116psi	1400114	5/60
1 1/2" (DN 40)	8bar/116psi	1400112	3/30
2" (DN 50)	8bar/116psi	1400200	2/26
2 1/2" (DN 65)	6bar/87psi	1400212	1/16
3" (DN 80)	6bar/87psi	1400300	1/8
4" (DN 100)	6bar/87psi	1400400	1/6

Body and strainer in brass.
Strainer washer in fibre.
Plate in brass.
Washer in NBR.
Minimum and maximum working temperatures: 0°C, 90°C.
Threads: ISO 228 (equivalent to DIN EN ISO 228 and BS EN ISO 228).
Available also with NPT thread in the sizes 2 1/2", 3" and 4".
Price as in the chart.



BALL VALVES, GATE VALVES, BIBCOCKS, GAS SAFETY DEVICES



GREEN DVGW ECOLOGICAL BALL VALVES **36**



IDEAL DVGW ECOLOGICAL BALL VALVES **37**



MADRID FULL FLOW BALL VALVES **38**



PARIS FULL FLOW BALL VALVES **39**



IDEAL FULL FLOW BALL VALVES **40 - 43**



VIENNA STANDARD FLOW BALL VALVES **44 - 45**




ORIENT REDUCED FLOW BALL VALVES **46**



STREAM FULL FLOW BALL VALVES **47**



HANDLES AND LOCKING DEVICE FOR BALL VALVES **48 - 50**



MINI BALL VALVES **50**



STANDARD FLOW BALL VALVES WITH REVOLVING DRAIN COCK **51**



FULL FLOW BALL VALVE, MALE/MALE THREAD **51**



3-WAY BALL VALVE **51**



PN16 GATE VALVE **52**




SPIN HOSE BIBCOCK WITH MOBILE CONNECTION **53**



BIBCOCKS **53 - 56**



HOSE CONNECTIONS **56**



SUPPLY BIBCOCKS **57**



LONDON GAS BALL VALVES **60 - 61**



BERLIN GAS BALL VALVES **62**



ANGLE BALL VALVES FOR GAS **63**

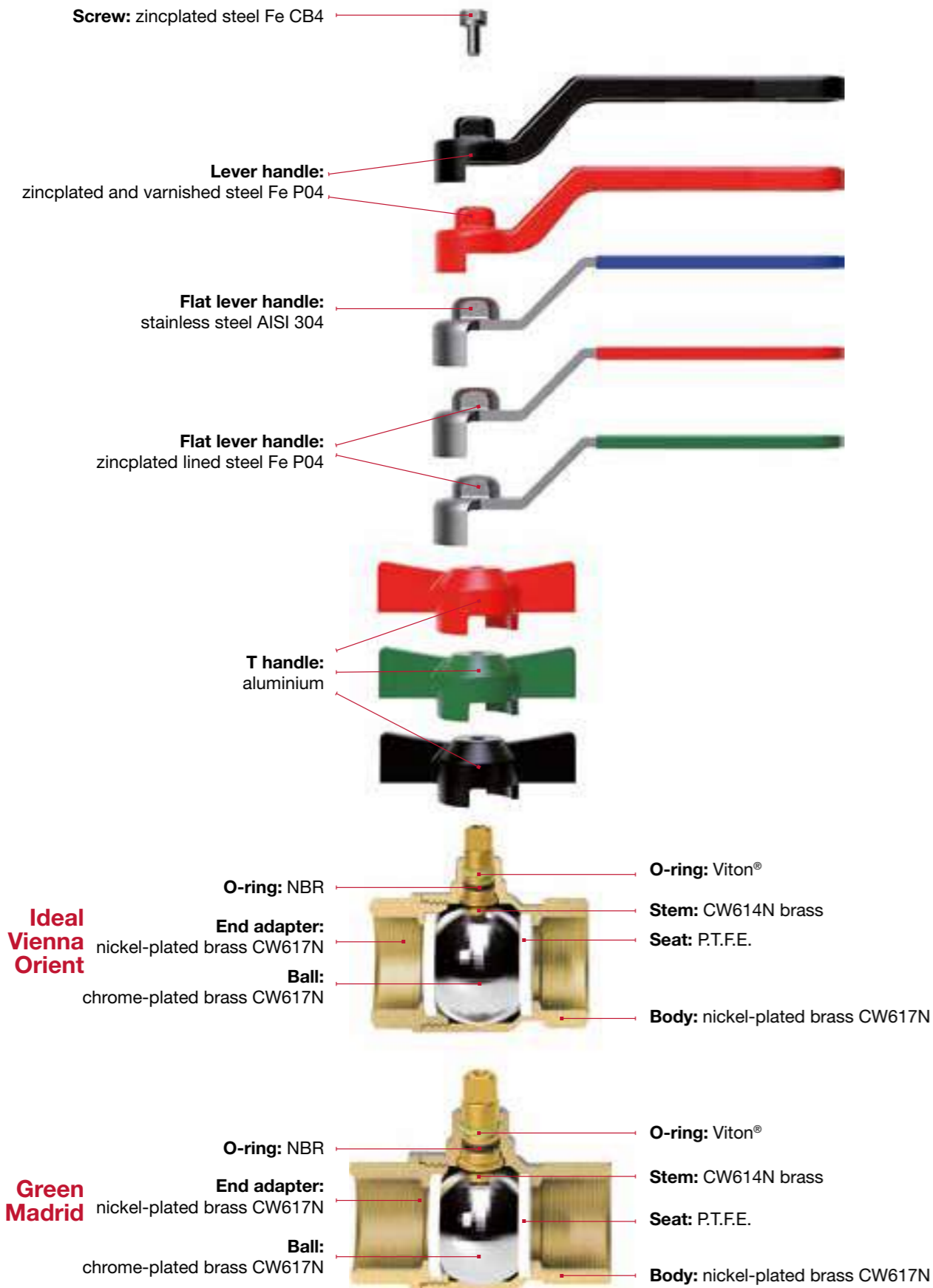


HANDLES FOR GAS BALL VALVES **64**



GAS LEAK DETECTORS AND SOLENOID SAFETY VALVES **65**

MATERIALS



**Ideal
Vienna
Orient**

End adapter: nickel-plated brass CW617N

Ball: chrome-plated brass CW617N

O-ring: Viton®

Stem: CW614N brass

Seat: P.T.F.E.

Body: nickel-plated brass CW617N

**Green
Madrid**

End adapter: nickel-plated brass CW617N

Ball: chrome-plated brass CW617N

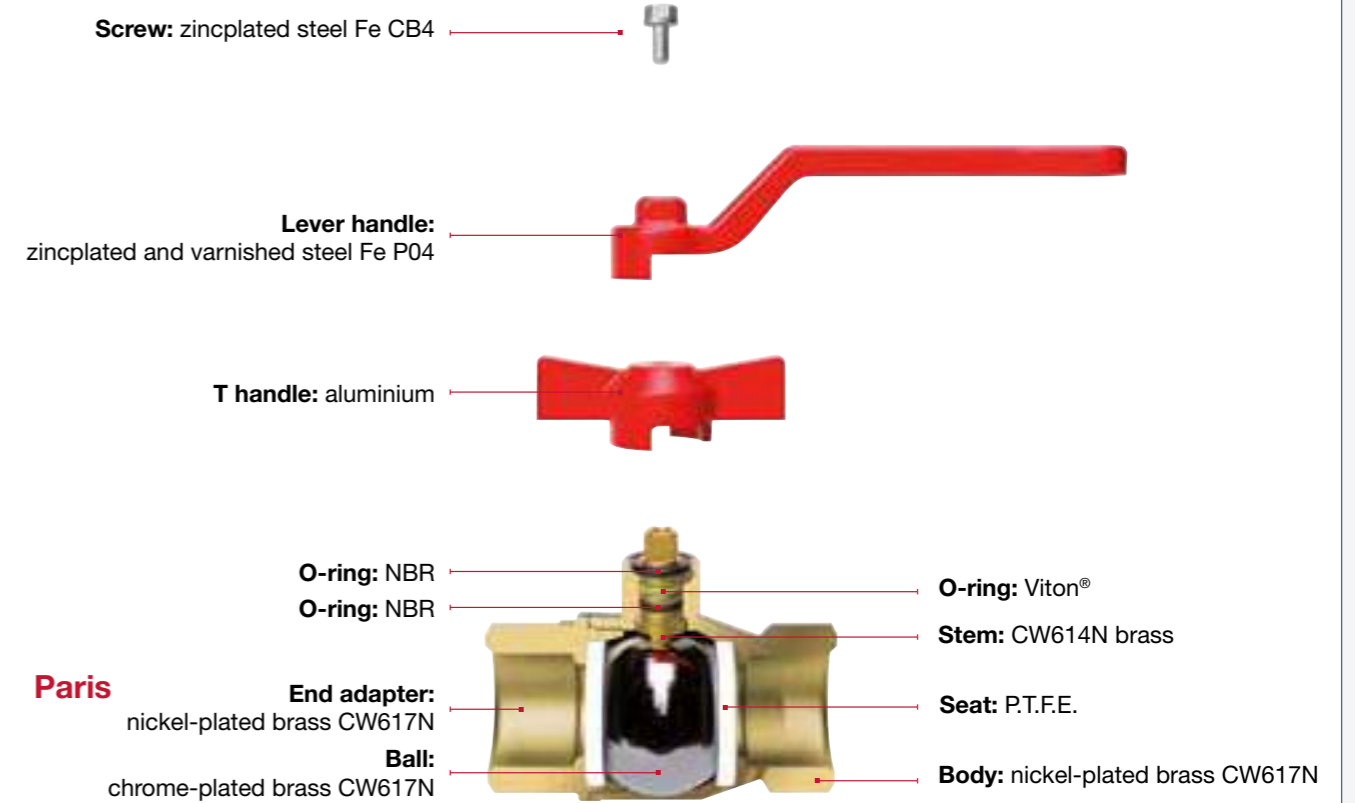
O-ring: Viton®

Stem: CW614N brass

Seat: P.T.F.E.

Body: nickel-plated brass CW617N

MATERIALS



Paris

End adapter: nickel-plated brass CW617N

Ball: chrome-plated brass CW617N

BALL BORE CHART

unit in mm

	ITAP	1/4"	3/8"	1/2"	3/4"	1"	1 1/4"	1 1/2"	2"	2 1/2"	3"	4"
GREEN®	376	10	10	15	20	25	32	40	50	-	-	-
	377	8	10	15	20	25	32	39	50	-	-	-
	378	10	10	15	20	25	-	-	-	-	-	-
	379	8	10	15	20	25	-	-	-	-	-	-
MADRID®	076	10	10	15	20	25	32	40	50	65	80	100
	077	8	10	15	20	25	32	39	50	63	74	97
	078	10	10	15	20	25	-	-	-	-	-	-
IDEAL®	079	8	10	15	20	25	-	-	-	-	-	-
	090	10	10	15	20	25	32	40	50	65	80	100
	091	8	10	15	20	25	32	39	50	-	-	-
	092	10	10	15	20	25	32	-	-	-	-	-
	093	8	10	15	20	25	32	-	-	-	-	-
	098	-	-	15	20	25	32	39	50	-	-	-
IDEAL® DVGW	298	-	-	14	18	23	-	-	-	-	-	-
	290P	10	10	15	20	25	32	40	50	-	-	-
	291P	8	10	15	20	25	32	39	50	-	-	-
	292P	10	10	15	20	25	-	-	-	-	-	-
VIENNA®	293P	8	10	15	20	25	-	-	-	-	-	-
	116	10	10	14	18,5	23,5	30	37	47	58	70	90
	117	8	10	14	18,5	23,5	30	37	47	-	-	-
	118	10	10	14	18,5	23,5	-	-	-	-	-	-
	119	8	10	14	18,5	23,5	-	-	-	-	-	-
	216	10	10	14	18,5	23,5	30	37	47	-	-	-
ORIENT®	217	8	10	14	18,5	23,5	30	37	47	-	-	-
	111	10	10	12	15	20	25	32	40	58	70	90
	112	8	10	12	15	20	-	-	-	-	-	-
	113	10	10	12	15	20	-	-	-	-	-	-
	114	8	10	12	15	20	-	-	-	-	-	-
PARIS®	211	-	-	12	15	20	25	32	40	-	-	-
	080	-	-	15	20	25	32	40	50	65	80	100
	081	-	-	15	20	25	32	38	49	63	74	97
	082	-	-	15	20	25	-	-	-	-	-	-
083	-	-	15	20	25	-	-	-	-	-	-	

INFO

DRINKABLE WATER. ANTILEGIONNAIRE'S DISEASE.

Ecological ball valves in compliance with the new European regulation for drinkable water. Approved in accordance with standard EN 13828 and Code of Practice DVGW W 570 for the distribution of water intended for human consumption. Equipped with a ball designed to avoid the stagnation of water and eventual proliferation of bacteria inside the valve.

Female/female or male/female threads.
Flat lever handle in lined steel or T handle in aluminium.
Body in nickel-plated brass.
Minimum and maximum working temperatures: -20°C, 150°C in absence of steam.
Female threads: ISO 7/1 Rp parallel (equivalent to DIN EN 10226-1 and BS EN 10226-1).
Male threads ISO 7/1 R taper (equivalent to DIN EN 10226-1 and BS EN 10226-1)

GREEN DVGW

376 Green DVGW ball valve, full flow



Locking device p. 49

SIZE	PRESSURE	CODE	PACKING
1/4" (DN 8)	50bar/725psi	376B014	12/156
3/8" (DN 10)	50bar/725psi	376B038	12/156
1/2" (DN 15)	50bar/725psi	376B012	10/80
3/4" (DN 20)	40bar/580psi	376B034	8/64
1" (DN 25)	40bar/580psi	376B100	6/48
1"1/4 (DN 32)	30bar/435psi	376B114	4/24
1"1/2 (DN 40)	30bar/435psi	376B112	2/18
2" (DN 50)	25bar/362.5psi	376B200	2/14

377 Green DVGW ball valve, full flow



Locking device p. 49

SIZE	PRESSURE	CODE	PACKING
1/4" (DN 8)	50bar/725psi	377B014	12/156
3/8" (DN 10)	50bar/725psi	377B038	12/156
1/2" (DN 15)	50bar/725psi	377B012	10/80
3/4" (DN 20)	40bar/580psi	377B034	8/64
1" (DN 25)	40bar/580psi	377B100	6/48
1"1/4 (DN 32)	30bar/435psi	377B114	4/24
1"1/2 (DN 40)	30bar/435psi	377B112	2/18
2" (DN 50)	25bar/362.5psi	377B200	2/14

378 Green DVGW ball valve, full flow




SIZE	PRESSURE	CODE	PACKING
1/4" (DN 8)	50bar/725psi	378B014	15/165
3/8" (DN 10)	50bar/725psi	378B038	15/165
1/2" (DN 15)	50bar/725psi	378B012	10/110
3/4" (DN 20)	40bar/580psi	378B034	8/64
1" (DN 25)	40bar/580psi	378B100	6/48

379 Green DVGW ball valve, full flow



SIZE	PRESSURE	CODE	PACKING
1/4" (DN 8)	50bar/725psi	379B014	15/165
3/8" (DN 10)	50bar/725psi	379B038	15/165
1/2" (DN 15)	50bar/725psi	379B012	10/130
3/4" (DN 20)	40bar/580psi	379B034	8/64
1" (DN 25)	40bar/580psi	379B100	6/48



INFO

DRINKABLE WATER. ANTILEGIONNAIRE'S DISEASE.

Ecological ball valves in compliance with the new European regulation for drinkable water. Approved in accordance with standard EN 13828 and Code of Practice DVGW W 570 for the distribution of water intended for human consumption. Equipped with a ball designed to avoid the stagnation of water and eventual proliferation of bacteria inside the valve.

Female/female or male/female threads.
Flat lever handle in lined steel or T handle in aluminium.
Body in nickel-plated brass.
Minimum and maximum working temperatures: -20°C, 150°C in absence of steam.
Threads: ISO 228 (equivalent to DIN EN ISO 228 and BS EN ISO 228).

IDEAL DVGW

290P Ideal DVGW ball valve, full flow



Locking device p. 49

SIZE	PRESSURE	CODE	PACKING
1/4" (DN 8)	50bar/725psi	2900014P	12/192
3/8" (DN 10)	50bar/725psi	2900038P	12/192
1/2" (DN 15)	50bar/725psi	2900012P	12/120
3/4" (DN 20)	40bar/580psi	2900034P	8/64
1" (DN 25)	40bar/580psi	2900100P	6/48
1"1/4 (DN 32)	30bar/435psi	2900114P	4/32
1"1/2 (DN 40)	30bar/435psi	2900112P	2/24
2" (DN 50)	25bar/362.5psi	2900200P	2/14

291P Ideal DVGW ball valve, full flow



Locking device p. 49

SIZE	PRESSURE	CODE	PACKING
1/4" (DN 8)	50bar/725psi	2910014P	12/192
3/8" (DN 10)	50bar/725psi	2910038P	12/192
1/2" (DN 15)	50bar/725psi	2910012P	12/96
3/4" (DN 20)	40bar/580psi	2910034P	8/64
1" (DN 25)	40bar/580psi	2910100P	6/48
1"1/4 (DN 32)	30bar/435psi	2910114P	4/32
1"1/2 (DN 40)	30bar/435psi	2910112P	2/16
2" (DN 50)	25bar/362.5psi	2910200P	2/14

292P Ideal DVGW ball valve, full flow



SIZE	PRESSURE	CODE	PACKING
1/4" (DN 8)	50bar/725psi	2920014P	15/240
3/8" (DN 10)	50bar/725psi	2920038P	15/240
1/2" (DN 15)	50bar/725psi	2920012P	12/132
3/4" (DN 20)	40bar/580psi	2920034P	8/88
1" (DN 25)	40bar/580psi	2920100P	8/64

293P Ideal DVGW ball valve, full flow




SIZE	PRESSURE	CODE	PACKING
1/4" (DN 8)	50bar/725psi	2930014P	15/165
3/8" (DN 10)	50bar/725psi	2930038P	15/165
1/2" (DN 15)	50bar/725psi	2930012P	12/96
3/4" (DN 20)	40bar/580psi	2930034P	8/64
1" (DN 25)	40bar/580psi	2930100P	8/64




INFO Suitable for domestic water services, heating and air-conditioning plants, compressed air systems. Female/female or male/female threads. Lever handle in steel (aluminium in the sizes 2"1/2, 3" and 4") or T handle in aluminium. Body in nickel-plated brass. Minimum and maximum working temperatures: -20°C, 150°C in absence of steam. Female threads:
 - ISO 7/1 Rp parallel (equivalent to DIN EN 10226-1 and BS EN 10226-1) sizes 1/4" through 2".
 - ISO228 (equivalent to DIN EN ISO 228 and BS EN ISO 228) sizes 2"1/2, 3" and 4"
 Male threads:
 - ISO 7/1 R taper (equivalent to DIN EN 10226-1 and BS EN 10226-1) sizes 1/4" through 2".
 - ISO228 (equivalent to DIN EN ISO 228 and BS EN ISO 228) sizes 2"1/2, 3" and 4"

076 Madrid ball valve, full flow




SIZE	PRESSURE	CODE	PACKING
1/4" (DN 8)	50bar/725psi	076B014	12/192
3/8" (DN 10)	50bar/725psi	076B038	12/192
1/2" (DN 15)	50bar/725psi	076B012	10/100
3/4" (DN 20)	40bar/580psi	076B034	8/64
1" (DN 25)	40bar/580psi	076B100	6/48
1"1/4 (DN 32)	30bar/435psi	076B114	4/32
1"1/2 (DN 40)	30bar/435psi	076B112	2/16
2" (DN 50)	25bar/362.5psi	076B200	2/14
2"1/2 (DN 65)	18bar/261psi	1200212N	1/5
3" (DN 80)	16bar/232psi	1200300N	1/3
4" (DN 100)	14bar/203psi	1200400N	1/2

077 Madrid ball valve, full flow




SIZE	PRESSURE	CODE	PACKING
1/4" (DN 8)	50bar/725psi	077B014	12/192
3/8" (DN 10)	50bar/725psi	077B038	12/132
1/2" (DN 15)	50bar/725psi	077B012	10/100
3/4" (DN 20)	40bar/580psi	077B034	8/64
1" (DN 25)	40bar/580psi	077B100	6/48
1"1/4 (DN 32)	30bar/435psi	077B114	4/24
1"1/2 (DN 40)	30bar/435psi	077B112	2/16
2" (DN 50)	25bar/362.5psi	077B200	2/14
2"1/2 (DN 65)	18bar/261psi	1210212N	1/5
3" (DN 80)	16bar/232psi	1210300N	1/3
4" (DN 100)	14bar/203psi	1210400N	1/2

078 Madrid ball valve, full flow



SIZE	PRESSURE	CODE	PACKING
1/4" (DN 8)	50bar/725psi	078B014	15/165
3/8" (DN 10)	50bar/725psi	078B038	15/165
1/2" (DN 15)	50bar/725psi	078B012	10/110
3/4" (DN 20)	40bar/580psi	078B034	8/64
1" (DN 25)	40bar/580psi	078B100	6/48

079 Madrid ball valve, full flow




SIZE	PRESSURE	CODE	PACKING
1/4" (DN 8)	50bar/725psi	079B014	15/165
3/8" (DN 10)	50bar/725psi	079B038	15/165
1/2" (DN 15)	50bar/725psi	079B012	10/130
3/4" (DN 20)	40bar/580psi	079B034	8/64
1" (DN 25)	40bar/580psi	079B100	6/48




INFO Suitable for domestic water services, heating and air-conditioning plants, compressed air systems. Female/female or male/female threads. Lever handle in steel (aluminium in the sizes 2"1/2, 3" and 4") or T handle in aluminium. Body in nickel-plated brass. Minimum and maximum working temperatures: -20°C, 150°C in absence of steam. Female threads:
 - ISO 7/1 Rp parallel (equivalent to DIN EN 10226-1 and BS EN 10226-1) sizes 1/2" through 2".
 - ISO228 (equivalent to DIN EN ISO 228 and BS EN ISO 228) sizes 2"1/2, 3" and 4"
 Male threads:
 - ISO 7/1 R taper (equivalent to DIN EN 10226-1 and BS EN 10226-1) sizes 1/2" through 2".
 - ISO228 (equivalent to DIN EN ISO 228 and BS EN ISO 228) sizes 2"1/2, 3" and 4"

080 Paris ball valve, full flow




SIZE	PRESSURE	CODE	PACKING
1/2" (DN 15)	50bar/725psi	080B012	12/96
3/4" (DN 20)	40bar/580psi	080B034	8/40
1" (DN 25)	40bar/580psi	080B100	6/30
1"1/4 (DN 32)	30bar/435psi	080B114	4/24
1"1/2 (DN 40)	30bar/435psi	080B112	2/18
2" (DN 50)	25bar/362.5psi	080B200	2/14
2"1/2 (DN 65)	18bar/261psi	1200212	1/5
3" (DN 80)	16bar/232psi	1200300	1/3
4" (DN 100)	14bar/203psi	1200400	1/2

081 Paris ball valve, full flow




SIZE	PRESSURE	CODE	PACKING
1/2" (DN 15)	50bar/725psi	081B012	12/96
3/4" (DN 20)	40bar/580psi	081B034	8/40
1" (DN 25)	40bar/580psi	081B100	6/30
1"1/4 (DN 32)	30bar/435psi	081B114	4/24
1"1/2 (DN 40)	30bar/435psi	081B112	2/18
2" (DN 50)	25bar/362.5psi	081B200	2/14
2"1/2 (DN 65)	18bar/261psi	1210212	1/5
3" (DN 80)	16bar/232psi	1210300	1/3
4" (DN 100)	14bar/203psi	1210400	1/2

082 Paris ball valve, full flow



SIZE	PRESSURE	CODE	PACKING
1/2" (DN 15)	50bar/725psi	082B012	12/96
3/4" (DN 20)	40bar/580psi	082B034	8/64
1" (DN 25)	40bar/580psi	082B100	8/40

083 Paris ball valve, full flow



SIZE	PRESSURE	CODE	PACKING
1/2" (DN 15)	50bar/725psi	083B012	12/96
3/4" (DN 20)	40bar/580psi	083B034	8/64
1" (DN 25)	40bar/580psi	083B100	8/48



INFO Suitable for domestic water services, heating and air-conditioning plants, compressed air systems.

IDEAL Female/female or male/female threads.
Lever handle in steel (aluminium in the sizes 2"1/2, 3" and 4") or T handle in aluminium or flat lever handle in lined steel.
Body in nickel-plated brass.
Minimum and maximum working temperatures: -20°C, 150°C in absence of steam.
Threads: ISO 228 (equivalent to DIN EN ISO 228 and BS EN ISO 228).
Mention "N" in the code only to order the black handle.

090 Ideal ball valve, full flow



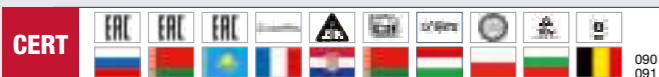
SIZE	PRESSURE	CODE	PACKING
1/4" (DN 8)	50bar/725psi	0900014/N	12/192
3/8" (DN 10)	50bar/725psi	0900038/N	12/192
1/2" (DN 15)	50bar/725psi	0900012/N	12/156
3/4" (DN 20)	40bar/580psi	0900034/N	8/64
1" (DN 25)	40bar/580psi	0900100/N	8/64
1"1/4 (DN 32)	30bar/435psi	0900114/N	4/32
1"1/2 (DN 40)	30bar/435psi	0900112/N	2/26
2" (DN 50)	25bar/362.5psi	0900200/N	2/12
2"1/2 (DN 65)	18bar/261psi	0900212/N	1/7
3" (DN 80)	16bar/232psi	0900300/N	1/4
4" (DN 100)	14bar/203psi	0900400/N	1/2

Available also with NPT thread in the sizes 1/4" through 2".
Price as in the chart.

091 Ideal ball valve, full flow



SIZE	PRESSURE	CODE	PACKING
1/4" (DN 8)	50bar/725psi	0910014/N	12/192
3/8" (DN 10)	50bar/725psi	0910038/N	12/192
1/2" (DN 15)	50bar/725psi	0910012/N	12/120
3/4" (DN 20)	40bar/580psi	0910034/N	8/64
1" (DN 25)	40bar/580psi	0910100/N	8/40
1"1/4 (DN 32)	30bar/435psi	0910114/N	4/32
1"1/2 (DN 40)	30bar/435psi	0910112/N	2/24
2" (DN 50)	25bar/362.5psi	0910200/N	2/12



INFO Suitable for domestic water services, heating and air-conditioning plants, compressed air systems.

IDEAL Female/female or male/female threads.
Lever handle in steel (aluminium in the sizes 2"1/2, 3" and 4") or T handle in aluminium or flat lever handle in lined steel.
Body in nickel-plated brass.
Minimum and maximum working temperatures: -20°C, 150°C in absence of steam.
Threads: ISO 228 (equivalent to DIN EN ISO 228 and BS EN ISO 228).
Mention "N" in the code only to order the black handle.

092 Ideal ball valve, full flow



SIZE	PRESSURE	CODE	PACKING
1/4" (DN 8)	50bar/725psi	0920014/N	15/240
3/8" (DN 10)	50bar/725psi	0920038/N	15/240
1/2" (DN 15)	50bar/725psi	0920012/N	12/132
3/4" (DN 20)	40bar/580psi	0920034/N	8/88
1" (DN 25)	40bar/580psi	0920100/N	8/64
1"1/4 (DN 32)	30bar/435psi	0920114/N	4/32

Available also with NPT thread in the sizes 1/4" through 1".
Price as in the chart.

093 Ideal ball valve, full flow




SIZE	PRESSURE	CODE	PACKING
1/4" (DN 8)	50bar/725psi	0930014/N	15/165
3/8" (DN 10)	50bar/725psi	0930038/N	15/165
1/2" (DN 15)	50bar/725psi	0930012/N	12/96
3/4" (DN 20)	40bar/580psi	0930034/N	8/64
1" (DN 25)	40bar/580psi	0930100/N	8/64
1"1/4 (DN 32)	30bar/435psi	0930114/N	4/32

290 Ideal ball valve, full flow



SIZE	PRESSURE	CODE	PACKING
1/4" (DN 8)	50bar/725psi	2160014	12/192
3/8" (DN 10)	50bar/725psi	2160038	12/192
1/2" (DN 15)	50bar/725psi	2900012	12/120
3/4" (DN 20)	40bar/580psi	2900034	8/64
1" (DN 25)	40bar/580psi	2900100	6/48
1"1/4 (DN 32)	30bar/435psi	2900114	4/32
1"1/2 (DN 40)	30bar/435psi	2900112	2/24
2" (DN 50)	25bar/362.5psi	2900200	2/12

Locking device p. 49



INFO Suitable for domestic water services, heating and air-conditioning plants, compressed air systems.


098 Ideal ball valve, full flow for manifolds



SIZE	PRESSURE	CODE	PACKING
1/2" (DN 15)	50bar/725psi	0980012	8/88
3/4" (DN 20)	40bar/580psi	0980034	6/60
1" (DN 25)	40bar/580psi	0980100	6/48
1 1/4" (DN 32)	30bar/435psi	0980114	4/32
1 1/2" (DN 40)	30bar/435psi	0980112	2/16
2" (DN 50)	25bar/362.5psi	0980200	2/14

Male/female threads.
T handle in aluminium.
Body in nickel-plated brass.
Minimum and maximum working temperatures: -20°C, 150°C in absence of steam.
Threads: ISO 228 (equivalent to DIN EN ISO 228 and BS EN ISO 228).
1 1/2" and 2" size with flat seat and lever handle in steel.

098S Ideal ball valve with o-ring, full flow for manifolds



SIZE	PRESSURE	CODE	PACKING
1/2" (DN 15)	50bar/725psi	0980012S	8/88
3/4" (DN 20)	40bar/580psi	0980034S/SB	6/48
3/4"X1" (DN 20)	40bar/580psi	0980034100S/SB	6/48
1" (DN 25)	40bar/580psi	0980100S/SB	6/48
1 1/4" (DN 32)	30bar/435psi	0980114S	4/32

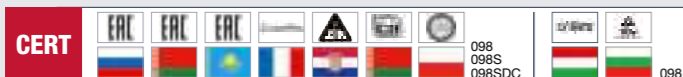
Male/female threads.
T handle in aluminium.
Body in nickel-plated brass.
Minimum and maximum working temperatures: -20°C, 150°C in absence of steam.
Threads: ISO 228 (equivalent to DIN EN ISO 228 and BS EN ISO 228).
3/4" and 1" available also with blue handle.
Mention "SB" in the code only to order the blue handle.
Code 0980034100S: 3/4"Fx1"M

098SDC Ideal ball valve without union, full flow for manifolds



SIZE	PRESSURE	CODE	PACKING
3/4" (DN 20)	40bar/580psi	0980034SDC/B	8/88
1" (DN 25)	40bar/580psi	0980100SDC/B	8/64
1 1/4" (DN 32)	30bar/435psi	0980114SDC/B	4/40

Male/female threads.
T handle in aluminium.
Body in nickel-plated brass.
Minimum and maximum working temperatures: -20°C, 150°C in absence of steam.
Threads: ISO 228 (equivalent to DIN EN ISO 228 and BS EN ISO 228).
Male thread with conical seat.
Available sizes: 3/4"F x 1"M -1"F x 1 1/4M -1 1/4F x 1 1/2M.
Mention "B" in the code to order the blue T handle.



INFO Suitable for domestic water services, heating and air-conditioning plants, compressed air systems.

298 Ideal angle ball valve, full flow for manifolds



SIZE	PRESSURE	CODE	PACKING
1/2" (DN 15)	50bar/725psi	2980012	6/96
3/4" (DN 20)	40bar/580psi	2980034	6/48
1" (DN 25)	40bar/580psi	2980100	4/32

Male/female threads.
T handle in aluminium.
Body in nickel-plated brass.
Minimum and maximum working temperatures: -20°C, 150°C in absence of steam.
Threads: ISO 228 (equivalent to DIN EN ISO 228 and BS EN ISO 228).


298S Ideal angle ball valve with o-ring, full flow for manifolds



SIZE	PRESSURE	CODE	PACKING
1/2" (DN 15)	50bar/725psi	2980012S	6/66
3/4" (DN 20)	40bar/580psi	2980034S/SB	6/48
1" (DN 25)	40bar/580psi	2980100S/SB	4/32

Male/female threads.
T handle in aluminium.
Body in nickel-plated brass.
Minimum and maximum working temperatures: -20°C, 150°C in absence of steam.
Threads: ISO 228 (equivalent to DIN EN ISO 228 and BS EN ISO 228).
3/4" and 1" available also with blue handle.
Mention "SB" in the code only to order the blue handle.

298SDC Ideal angle ball valve without union, full flow for manifolds



SIZE	PRESSURE	CODE	PACKING
3/4" (DN 20)	40bar/580psi	2980034SDC/B	6/60
1" (DN 25)	40bar/580psi	2980100SDC/B	4/52


Male/female threads.
T handle in aluminium.
Body in nickel-plated brass.
Minimum and maximum working temperatures: -20°C, 150°C in absence of steam.
Threads: ISO 228 (equivalent to DIN EN ISO 228 and BS EN ISO 228).
Male thread with conical seat.
Available sizes: 3/4"F x 1"M - 1"F x 1 1/4M
Mention "B" in the code to order the blue T handle.

492BC Thermometer union complete with thermometer



SIZE	PRESSURE	CODE	PACKING
1" (DN 25)	10bar/145psi	4920100BC	4/84
1 1/4" (DN 32)	10bar/145psi	4920114BC	4/64

Suitable for ball valves art. 098SDC and 298SDC.
Body in nickel-plated brass.
O-ring in NBR.
Thermometer range: 0°C, 80°C.
Diameter: mm.40.
Maximum working temperature: 80°C.
Threads: ISO 228 (equivalent to DIN EN ISO 228 and BS EN ISO 228).



INFO Suitable for domestic water services, heating and air-conditioning plants, compressed air systems.

VIENNA Female/female or male/female threads.
Lever handle in steel (aluminium for sizes 2 1/2" - 3" - 4") or T handle in aluminium or flat lever handle in lined steel.
Body in nickel-plated brass.
Minimum and maximum working temperatures: -20°C, 150°C in absence of steam.
Threads: ISO 228 (equivalent to DIN EN ISO 228 and BS EN ISO 228).

INFO Suitable for domestic water services, heating and air-conditioning plants, compressed air systems.

VIENNA Female/female or male/female threads.
Lever handle in steel (aluminium for sizes 2 1/2" - 3" - 4") or T handle in aluminium or flat lever handle in lined steel.
Body in nickel-plated brass.
Minimum and maximum working temperatures: -20°C, 150°C in absence of steam.
Threads: ISO 228 (equivalent to DIN EN ISO 228 and BS EN ISO 228).

116 Vienna ball valve, standard flow



SIZE	PRESSURE	CODE	PACKING
1/4" (DN 8)	50bar/725psi	0900014	12/192
3/8" (DN 10)	50bar/725psi	0900038	12/192
1/2" (DN 15)	30bar/435psi	1160012	15/120
3/4" (DN 20)	30bar/435psi	1160034	8/104
1" (DN 25)	30bar/435psi	1160100	8/64
1 1/4" (DN 32)	25bar/362.5psi	1160114	4/32
1 1/2" (DN 40)	25bar/362.5psi	1160112	4/32
2" (DN 50)	25bar/362.5psi	1160200	2/16
2 1/2" (DN 65)	18bar/261psi	1160212	1/9
3" (DN 80)	14bar/203psi	1160300	1/5
4" (DN 100)	12bar/174psi	1160400	1/4

Available also with NPT thread in the sizes 2 1/2", 3" and 4".
Price as in the chart.

119 Vienna ball valve, standard flow



SIZE	PRESSURE	CODE	PACKING
1/4" (DN 8)	50bar/725psi	0930014	15/165
3/8" (DN 10)	50bar/725psi	0930038	15/165
1/2" (DN 15)	30bar/435psi	1190012	15/120
3/4" (DN 20)	30bar/435psi	1190034	8/88
1" (DN 25)	30bar/435psi	1190100	8/64

117 Vienna ball valve, standard flow



SIZE	PRESSURE	CODE	PACKING
1/4" (DN 8)	50bar/725psi	0910014	12/192
3/8" (DN 10)	50bar/725psi	0910038	12/192
1/2" (DN 15)	30bar/435psi	1170012	15/120
3/4" (DN 20)	30bar/435psi	1170034	8/64
1" (DN 25)	30bar/435psi	1170100	8/64
1 1/4" (DN 32)	25bar/362.5psi	1170114	4/32
1 1/2" (DN 40)	25bar/362.5psi	1170112	4/24
2" (DN 50)	25bar/362.5psi	1170200	2/12

216 Vienna ball valve, standard flow



Locking device p. 49

SIZE	PRESSURE	CODE	PACKING
1/4" (DN 8)	50bar/725psi	2160014	12/192
3/8" (DN 10)	50bar/725psi	2160038	12/192
1/2" (DN 15)	30bar/435psi	2160012	15/120
3/4" (DN 20)	30bar/435psi	2160034	8/64
1" (DN 25)	30bar/435psi	2160100	8/64
1 1/4" (DN 32)	25bar/362.5psi	2160114	4/32
1 1/2" (DN 40)	25bar/362.5psi	2160112	4/24
2" (DN 50)	25bar/362.5psi	2160200	2/18

118 Vienna ball valve, standard flow



SIZE	PRESSURE	CODE	PACKING
1/4" (DN 8)	50bar/725psi	0920014	15/240
3/8" (DN 10)	50bar/725psi	0920038	15/240
1/2" (DN 15)	30bar/435psi	1180012	15/195
3/4" (DN 20)	30bar/435psi	1180034	8/88
1" (DN 25)	30bar/435psi	1180100	8/80

217 Vienna ball valve, standard flow



Locking device p. 49

SIZE	PRESSURE	CODE	PACKING
1/4" (DN 8)	50bar/725psi	2170014	12/156
3/8" (DN 10)	50bar/725psi	2170038	12/156
1/2" (DN 15)	30bar/435psi	2170012	15/120
3/4" (DN 20)	30bar/435psi	2170034	8/64
1" (DN 25)	30bar/435psi	2170100	8/64
1 1/4" (DN 32)	25bar/362.5psi	2170114	4/32
1 1/2" (DN 40)	25bar/362.5psi	2170112	4/28
2" (DN 50)	25bar/362.5psi	2170200	2/12

INFO Suitable for domestic water services, heating and air-conditioning plants, compressed air systems.
 Female/female or male/female threads.
ORIENT Lever handle in steel (aluminium for sizes 2"1/2 - 3" - 4") or T handle in aluminium or flat lever handle in lined steel.
 Body in nickel-plated brass.
 Minimum and maximum working temperatures: -20°C, 150°C in absence of steam.
 Threads: ISO 228 (equivalent to DIN EN ISO 228 and BS EN ISO 228).

111 Orient ball valve, reduced flow

SIZE	PRESSURE	CODE	PACKING
1/4" (DN 8)	50bar/725psi	0900014	12/192
3/8" (DN 10)	50bar/725psi	0900038	12/192
1/2" (DN 15)	50bar/725psi	1110012	12/132
3/4" (DN 20)	40bar/580psi	1110034	10/100
1" (DN 25)	40bar/580psi	1110100	8/64
1"1/4 (DN 32)	30bar/435psi	1110114	4/52
1"1/2 (DN 40)	30bar/435psi	1110112	4/32
2" (DN 50)	25bar/362.5psi	1110200	2/24
2"1/2 (DN 65)	18bar/261psi	1110212	1/9
3" (DN 80)	14bar/203psi	1110300	1/5
4" (DN 100)	12bar/174psi	1110400	1/4

112 Orient ball valve, reduced flow

SIZE	PRESSURE	CODE	PACKING
1/4" (DN 8)	50bar/725psi	0910014	12/192
3/8" (DN 10)	50bar/725psi	0910038	12/192
1/2" (DN 15)	50bar/725psi	1120012	10/160
3/4" (DN 20)	40bar/580psi	1120034	8/104
1" (DN 25)	40bar/580psi	1120100	4/64

113 Orient ball valve, reduced flow

SIZE	PRESSURE	CODE	PACKING
1/4" (DN 8)	50bar/725psi	0920014	15/240
3/8" (DN 10)	50bar/725psi	0920038	15/240
1/2" (DN 15)	50bar/725psi	1130012	12/192
3/4" (DN 20)	40bar/580psi	1130034	8/128
1" (DN 25)	40bar/580psi	1130100	6/96

114 Orient ball valve, reduced flow

SIZE	PRESSURE	CODE	PACKING
1/4" (DN 8)	50bar/725psi	0930014	15/165
3/8" (DN 10)	50bar/725psi	0930038	15/165
1/2" (DN 15)	50bar/725psi	1140012	12/132
3/4" (DN 20)	40bar/580psi	1140034	8/88
1" (DN 25)	40bar/580psi	1140100	5/80

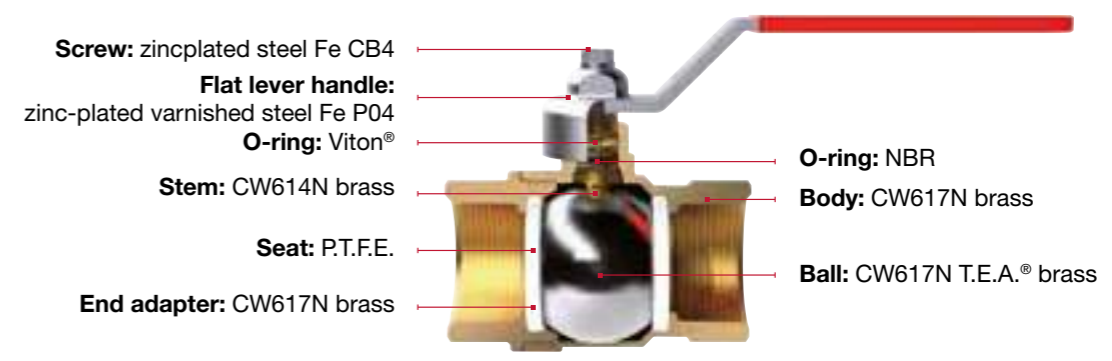
211 Orient ball valve, reduced flow

SIZE	PRESSURE	CODE	PACKING
1/2" (DN 15)	50bar/725psi	2110012	12/156
3/4" (DN 20)	40bar/580psi	2110034	10/100
1" (DN 25)	40bar/580psi	2110100	8/64
1"1/4 (DN 32)	30bar/435psi	2110114	4/52
1"1/2 (DN 40)	30bar/435psi	2110112	4/32
2" (DN 50)	25bar/362.5psi	2110200	2/24

Locking device p. 49



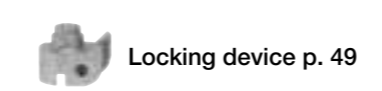
MATERIALS



INFO Suitable for domestic water services, heating and air-conditioning plants, compressed air systems and LPG gas installations.

145 Stream ball valve, full flow


SIZE	PRESSURE	CODE	PACKING
3/8" (DN 10)	600WOG/150WSP	145A038	12/192
1/2" (DN 15)	600WOG/150WSP	145A012	15/120
3/4" (DN 20)	600WOG/150WSP	145A034	8/64
1" (DN 25)	600WOG/150WSP	145A100	6/48
1"1/4 (DN 32)	600WOG/150WSP	145A114	4/32
1"1/2 (DN 40)	600WOG/150WSP	145A112	4/24
2" (DN 50)	600WOG/150WSP	145A200	2/12



Female/female threads.
 Flat lever handle in lined steel.
 Body in brass.
 Minimum and maximum working temperatures: -10°C, 120°C in absence of steam.
Threads NPT (ANSI B 1.20.1).



086 Lever handle for ball valves and bibcocks




SIZE	CODE	PACKING
1	0860001/N/B	20/1000
2	0860002/N/B	20/800
3	0860003/N/B	20/500
4	0860004/N/B	10/300
5	0860005/N/B	10/200
6	0860006/N	1/90
7	0860007/N	1/45

Mention "N" in the code to order the black handle.
Mention "B" in the code to order the blue handle.

Art.	1/4"	3/8"	1/2"	3/4"	1"	1 1/4"	1 1/2"	2"	2 1/2"	3"	4"
111/112	1	1	1	2	3	3	4	4	6	7	7
090/091	1	1	1	3	3	4	4	5	6	7	7
116/117	1	1	1	3	3	4	4	5	6	7	7
070/071G	-	-	2	3	3	4	5	5	7	7	7
080/081	-	-	2	3	3	4	5	5	7	7	7
131/132	-	1	1	2	2	-	-	-	-	-	-
166/168	-	-	1	1	-	-	-	-	-	-	-
170/174	-	-	1	1	-	-	-	-	-	-	-
178/179	-	-	1	1	-	-	-	-	-	-	-
066/067G	1	1	2	3	3	4	5	5	7	7	7
076/077	1	1	2	3	3	4	5	5	7	7	7
115	-	-	1	3	3	4	4	5	-	-	-
098	-	-	-	-	-	-	4	5	-	-	-

Size of the handle corresponding to each valve.


084 Flat lever handle for ball valves and bibcock



SIZE	CODE	PACKING
1	0840001/V	20/800
2	0840002/V	20/600
3	0840003/V	20/400
4	0840004/V	10/250
5	0840005/V	10/170

Mention "V" in the code to order the green handle.

089B Stainless steel flat lever handle for ball valves



SIZE	CODE	PACKING
1	0890001B	20/800
2	0890002B	20/600
3	0890003B	20/400
4	0890004B	10/250
5	0890005B	10/170


Made of AISI 304 stainless steel.

Art.	1/4"	3/8"	1/2"	3/4"	1"	1 1/4"	1 1/2"	2"
111/113	1	1	1	2	3	3	4	4
211	1	1	1	2	3	3	4	4
090/091/290/290P/291P	1	1	1	3	3	4	4	5
116/117	1	1	1	3	3	4	4	5
216/217	1	1	1	3	3	4	4	5
070/071G	-	-	2	3	3	4	5	5
080/081	-	-	2	3	3	4	5	5
133	-	1	1	2	2	-	-	-
166/168	-	-	1	1	-	-	-	-
170/174	-	-	1	1	-	-	-	-
178/179	-	-	1	1	-	-	-	-
066/067G	1	1	2	3	3	4	5	5
076/077	1	1	2	3	3	4	5	5
376/377	1	1	2	3	3	4	5	5
115	-	-	1	3	3	4	4	5
145	1	1	1	3	3	4	4	5

Size of the handle corresponding to each valve.

INFO This device has to be used on valves and biblocks with flat lever handle. Size of the handle corresponding to each valve as in art. 084 grey background chart.


084LK Locking device for lockable flat lever handle



SIZE	CODE	PACKING
1	084LK01	10/500
2	084LK02	10/500
3	084LK03	10/500

Zincplated K5 zamak.
The device is supplied without padlock.
Suitable padlock with long shackle: 6mm / 1/4.

084PP Pin for locking device




CODE	PACKING
084PP03	-


INSTALLATION OF THE LOCKING DEVICE FOR LOCKABLE FLAT LEVER HANDLE

When the valve is not equipped with a flat lever handle, it is possible to replace the standard handle as shown in this catalogue, in order to have a lockable valve.

- Remove the handle from the valve, when you want to have a lockable valve.
- Replace the handle with the corresponding flat lever handle, in order to have a lockable valve.
- Place and lock the locking device either on the open or on the shut-off valve.
- 084PP - Pin for locking device. Usable on water or gas valves.



087 T handle for ball valves and bibcocks




SIZE	CODE	PACKING
1	0870001/N/V/B	20/2000
2	0870002/N/V/B	20/1500
3	0870003/N/V/B	20/1200
4	0870004/N/B	10/800

Art.	1/4"	3/8"	1/2"	3/4"	1"	1 1/4"
113/114	1	1	1	2	2	-
092/093/292P/293P	1	1	1	3	3	4
118/119	1	1	1	2	3	-
072/073G	-	-	2	3	3	-
082/083	-	-	2	3	3	-
134	-	1	1	2	3	-
172/176	-	-	1	1	-	-
180	-	-	1	1	-	-
068/069G	1	1	2	3	3	-
078/079	1	1	2	3	3	-
378/379	1	1	2	3	3	-
098	-	-	1	3	3	4
298	-	-	1	3	3	-

Size of the handle corresponding to each valve.

Mention "N" in the code to order the black handle.
Mention "B" in the code to order the blue handle.
Mention "V" in the code to order the green handle.

088 Extended handle for lined piping




SIZE	CODE	PACKING
1	0880001	10/250
2	0880002	10/180
3	0880003	10/120
4	0880004	10/90
5	0880005	10/60
6	0880006	1/50
7	0880007	1/25

The extended handle in aluminium can be used with the valves indicated in the chart.

Size of the handle corresponding to each valve.

Art.	1/4"	3/8"	1/2"	3/4"	1"	1 1/4"	1 1/2"	2"	2 1/2"	3"	4"
111/112	1	1	1	2	3	3	4	4	6	7	7
090/091	1	1	1	3	3	4	4	5	6	7	7
116/117	1	1	1	3	3	4	4	5	-	-	-
080/081	-	-	2	3	3	4	5	5	-	-	-
070/071	-	-	2	3	3	4	5	5	-	-	-
066/067	1	1	2	3	3	4	5	5	-	-	-
076/077	1	1	2	3	3	4	5	5	-	-	-
120	-	-	-	-	-	-	-	-	7	7	7
115	-	-	1	3	3	4	4	5	-	-	-
098	-	-	1	3	3	4	-	-	-	-	-
145	1	1	1	3	3	4	4	5	-	-	-

115 Standard flow ball valve with revolving drain cock




SIZE	PRESSURE	CODE	PACKING
1/2" (DN 15)	25bar/362.5psi	1150012	14/112
3/4" (DN 20)	25bar/362.5psi	1150034	8/64
1" (DN 25)	25bar/362.5psi	1150100	8/48
1 1/4" (DN 32)	20bar/290psi	1150114	4/32
1 1/2" (DN 40)	20bar/290psi	1150112	4/28
2" (DN 50)	20bar/290psi	1150200	2/18

Suitable for domestic water services, heating, air-conditioning plants and compressed air.
 Female/female threads.
 Lever handle in steel.
 Body in nickel-plated brass.
 Minimum and maximum working temperatures: -20°C, 110°C in absence of steam.
 Threads: ISO 228 (equivalent to DIN EN ISO 228 and BS EN ISO 228).

INFO Threads: female/female or male/female.
 Body in chrome-plated brass.
 Lever handle in polymer.


MINI Minimum and maximum working temperatures: 0°C, 90°C.
 Threads: ISO 228 (equivalent to DIN EN ISO 228 and BS EN ISO 228).
 Mention "N" in the code to order the black handle.

125 MINI ball valves



SIZE	PRESSURE	CODE	PACKING
1/8" (DN 6)	10bar/145psi	1250018/N	20/220
1/4" (DN 8)	10bar/145psi	1250014/N	20/220
3/8" (DN 10)	10bar/145psi	1250038/N	20/220
1/2" (DN 15)	10bar/145psi	1250012/N	20/220
3/4" (DN 20)	10bar/145psi	1250034/N	15/150


126 MINI ball valves



SIZE	PRESSURE	CODE	PACKING
1/8" (DN 6)	10bar/145psi	1260018/N	20/320
1/4" (DN 8)	10bar/145psi	1260014/N	20/320
3/8" (DN 10)	10bar/145psi	1260038/N	20/320
1/2" (DN 15)	10bar/145psi	1260012/N	20/220
3/4" (DN 20)	10bar/145psi	1260034/N	15/150

CERT  125, 125N, 126, 126N

099 Full flow ball valve, male/male thread




SIZE	PRESSURE	CODE	PACKING
1/2" (DN 15)	40bar/580psi	0990012	25/125
3/4" (DN 20)	40bar/580psi	0990034	15/90
1" (DN 25)	40bar/580psi	0990100	10/60
1 1/4" (DN 32)	30bar/435psi	0990114	5/30
1 1/2" (DN 40)	30bar/435psi	0990112	3/27
2" (DN 50)	30bar/435psi	0990200	2/18

SIZE	PRESSURE	CODE	PACKING
1/2" (DN 15)	40bar/580psi	0990012F	25/150
3/4" (DN 20)	40bar/580psi	0990034F	20/100
1" (DN 25)	40bar/580psi	0990100F	10/60


Suitable for domestic water services, heating, air-conditioning plants and compressed air.
 Male/male threads.
 Lever handle in aluminium or T handle in aluminium.
 Body in nickel-plated brass.
 Minimum and maximum working temperatures: -10°C, 95°C in absence of steam.
 Threads: ISO 228 (equivalent to DIN EN ISO 228 and BS EN ISO 228).
Available with T handle in aluminium in the sizes 1/2" through 1".
Mention "F" in the code to order the T handle.

128 3-way ball valve




SIZE	PRESSURE	CODE	PACKING
1/4" (DN 8)	55bar/797.5psi	1280014L/T	4/32
3/8" (DN 10)	55bar/797.5psi	1280038L/T	4/32
1/2" (DN 15)	50bar/725psi	1280012L/T	4/32
3/4" (DN 20)	50bar/725psi	1280034L/T	2/16
1" (DN 25)	45bar/652.5psi	1280100L/T	2/16
1 1/4" (DN 32)	35bar/507.5psi	1280114L/T	2/12
1 1/2" (DN 40)	35bar/507.5psi	1280112L/T	2/8
2" (DN 50)	35bar/507.5psi	1280200L/T	2/4

Suitable for domestic water services, heating, air-conditioning plants and compressed air.
 Female/female/female threads.
 Lever handle in aluminium.
 Body in nickel-plated brass.
 Minimum and maximum working temperatures: -10°C, 120°C in absence of steam.
 Threads: ISO 228 (equivalent to DIN EN ISO 228 and BS EN ISO 228).
Available with T or L ball. (Please, specify in the order).

CERT  115, 099, 128

156 Brass gate valve PN16




SIZE	PRESSURE	CODE	PACKING
1/2" (DN 15)	16bar/232psi	1560012	12/96
3/4" (DN 20)	16bar/232psi	1560034	10/80
1" (DN 25)	16bar/232psi	1560100	5/45
1 1/4" (DN 32)	16bar/232psi	1560114	4/32
1 1/2" (DN 40)	16bar/232psi	1560112	2/18
2" (DN 50)	16bar/232psi	1560200	2/18
2 1/2" (DN 65)	16bar/232psi	1560212	1/8
3" (DN 80)	16bar/232psi	1560300	1/8
4" (DN 100)	16bar/232psi	1560400	1/4

Available also with NPT thread in the sizes 2 1/2", 3" and 4".
Price as in the chart.

Suitable for domestic water services, heating, air-conditioning plants and compressed air.
Female/female threads.
Handwheel in aluminium.
Body in brass.
Minimum and maximum working temperatures: 0°C, 150°C in absence of steam.
Threads: ISO 228 (equivalent to DIN EN ISO 228 and BS EN ISO 228).

VOLA Handwheel for gate valve art. 156




SIZE	CODE	PACKING	SARACINESCA
050	VOLA050	1/300	1/2"
060	VOLA060	1/300	3/4"
060	VOLA060	1/300	1"
070	VOLA070	1/300	1 1/4"
070	VOLA070	1/300	1 1/2"
080	VOLA080	1/300	2"
100	VOLA100	1/200	2 1/2"
100	VOLA100	1/200	3"
120	VOLA120	1/120	4"

Handwheel made of epoxy painted aluminium.




131 SPIN hose bibcock with mobile connection




SIZE	PRESSURE	CODE	PACKING
1/2" (DN 15)	15bar/217.5psi	1310012	10/90

Patented - Heavy model.
High resistance against freeze.

Body in nickel-plated brass.
Hose connection in nylon.
Lever handle in aluminium.
Minimum and maximum working temperatures: -20°C, 80°C.
Threads: ISO 228 (equivalent to DIN EN ISO 228 and BS EN ISO 228).




360° turn. It avoids the garden hose flattening.



Ergonomic handle.
High resistance against freeze

INFO Body in nickel-plated brass.
Hose connection in brass.
Lever handle in steel or flat lever handle in lined steel or T handle in aluminium.
Minimum and maximum working temperatures: -20°C, 80°C.
Threads: ISO 228 (equivalent to DIN EN ISO 228 and BS EN ISO 228).


132 Ball hose bibcock



Available sizes: 3/8"x3/4", 1/2"x3/4", 3/4"x1", 1"x1 1/4"

SIZE	PRESSURE	CODE	PACKING
3/8" (DN 10)	15bar/217.5psi	1320038	10/120
1/2" (DN 15)	15bar/217.5psi	1320012	10/120
3/4" (DN 20)	15bar/217.5psi	1320034	6/72
1" (DN 25)	12bar/174psi	1320100	6/42

133 Ball hose bibcock




Available sizes: 1/2"x3/4", 3/4"x1", 1"x1 1/4"

SIZE	PRESSURE	CODE	PACKING
1/2" (DN 15)	15bar/217.5psi	1330012	10/120
3/4" (DN 20)	15bar/217.5psi	1330034	6/72
1" (DN 25)	12bar/174psi	1330100	6/42

Locking device p. 49

134 Ball hose bibcock



Available sizes: 3/8"x3/4", 1/2"x3/4", 3/4"x1", 1"x1 1/4"

SIZE	PRESSURE	CODE	PACKING
3/8" (DN 10)	15bar/217.5psi	1340038	10/130
1/2" (DN 15)	15bar/217.5psi	1340012	10/130
3/4" (DN 20)	15bar/217.5psi	1340034	6/78
1" (DN 25)	12bar/174psi	1340100	6/42



INFO Body in nickel-plated brass.
Hose connection in brass or in nylon.
Lever handle in steel or flat lever handle in lined steel or T handle in aluminium.
Minimum and maximum working temperatures: -20°C, 80°C.
Threads: ISO 228 (equivalent to DIN EN ISO 228 and BS EN ISO 228).

166 GAR ball hose bibcock



Available sizes: 1/2"x3/4", 3/4"x1"

SIZE	PRESSURE	CODE	PACKING
1/2" (DN 15)	15bar/217.5psi	1660012	15/135
3/4" (DN 20)	15bar/217.5psi	1660034	10/90

167 GAR ball hose bibcock



Available sizes: 1/2"x3/4", 3/4"x1"

SIZE	PRESSURE	CODE	PACKING
1/2" (DN 15)	15bar/217.5psi	1670012	15/105
3/4" (DN 20)	15bar/217.5psi	1670034	10/90

Locking device p. 49

168 GAR ball hose bibcock



Available sizes: 1/2"x3/4", 3/4"x1"

SIZE	PRESSURE	CODE	PACKING
1/2" (DN 15)	15bar/217.5psi	1680012	15/120
3/4" (DN 20)	15bar/217.5psi	1680034	10/90

174 GAR ball hose bibcock



Available sizes: 1/2"x3/4", 3/4"x1"

SIZE	PRESSURE	CODE	PACKING
1/2" (DN 15)	15bar/217.5psi	1740012	15/135
3/4" (DN 20)	15bar/217.5psi	1740034	10/90

176 GAR ball hose bibcock



Available sizes: 1/2"x3/4", 3/4"x1"

SIZE	PRESSURE	CODE	PACKING
1/2" (DN 15)	15bar/217.5psi	1760012	15/120
3/4" (DN 20)	15bar/217.5psi	1760034	10/90



INFO Body in nickel-plated brass.
Lever handle in steel or T handle in aluminium.
Minimum and maximum working temperatures: -20°C, 80°C.
Threads: ISO 228 (equivalent to DIN EN ISO 228 and BS EN ISO 228).

178 GAR ball hose bibcock



Available also with NPT thread in the size 1/2"
Price as in the chart.

Available sizes: 1/2"x3/4", 3/4"x3/4"

SIZE	PRESSURE	CODE	PACKING
1/2" (DN 15)	15bar/217.5psi	1780012	20/120
3/4" (DN 20)	15bar/217.5psi	1780034	12/144

180 GAR ball hose bibcock



Available also with NPT thread in the size 1/2"
Price as in the chart.

Available sizes: 1/2"x3/4"

SIZE	PRESSURE	CODE	PACKING
1/2" (DN 15)	15bar/217.5psi	1800012	20/160

170 GAR ball bibcock



SIZE	PRESSURE	CODE	PACKING
1/2" (DN 15)	15bar/217.5psi	1700012	15/120
3/4" (DN 20)	15bar/217.5psi	1700034	10/130

172 GAR ball bibcock



SIZE	PRESSURE	CODE	PACKING
1/2" (DN 15)	15bar/217.5psi	1720012	15/120
3/4" (DN 20)	15bar/217.5psi	1720034	10/130

144 Ball hose bibcock with lockpad eye




Available sizes: 1/2"x3/4", 3/4"x3/4"

SIZE	PRESSURE	CODE	PACKING
1/2" (DN 15)	15bar/217.5psi	1440012	8/64
3/4" (DN 20)	15bar/217.5psi	1440034	8/64

Body in nickel-plated brass.
Hose connection in brass.
Lever handle in steel.
Minimum and maximum working temperatures: 0°C, 80°C.
Threads: ISO228 (equivalent to DIN EN ISO 228 and BS EN ISO 228).



191 Garden hose bibcock with brass connection




Available sizes: 1/2"x3/4", 3/4"x1", 1"x1"1/4

SIZE	PRESSURE	CODE	PACKING
1/2" (DN 15)	15bar/217.5psi	1910012	12/48
3/4" (DN 20)	15bar/217.5psi	1910034	10/40
1" (DN 25)	12bar/174psi	1910100	5/40

Body in brass.
Hose connection in brass.
T handle in aluminium.
Minimum and maximum working temperatures: 0°C, 80°C.
Threads: ISO228 (equivalent to DIN EN ISO 228 and BS EN ISO 228).


139 Drain ball valve with brass hose connection



SIZE	PRESSURE	CODE	PACKING
3/8" (DN 10)	12bar/174psi	1390038	20/200
1/2" (DN 15)	12bar/174psi	1390012	20/200
3/4" (DN 20)	12bar/174psi	1390034	15/120

Body in brass.
Hose connection in brass.
Minimum and maximum working temperatures: -15°C, 110°C with air; 0°C, 90°C with water.
Threads: ISO228 (equivalent to DIN EN ISO 228 and BS EN ISO 228).


139R Drain ball valve with brass hose connection and nylon handle



SIZE	PRESSURE	CODE	PACKING
3/8" (DN 10)	10bar/145psi	1390038R	20/260
1/2" (DN 15)	10bar/145psi	1390012R	20/260
3/4" (DN 20)	10bar/145psi	1390034R	15/120

Body in brass.
Hose connection in brass.
Minimum and maximum working temperatures: -10°C, 90°C.
Threads: ISO228 (equivalent to DIN EN ISO 228 and BS EN ISO 228).


280 Brass hose connection



SIZE	CODE	PACKING
3/4" (DN 20)	2800034	100/1200
1" (DN 25)	2800100	50/600
1"1/4 (DN 32)	2800114	25/300

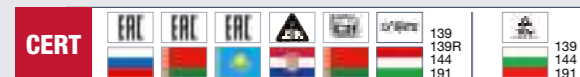
Hose connection in nickel-plated brass.
Min. and max. working temperatures: -20°C, 80°C.
Threads: ISO228 (equivalent to DIN EN ISO 228 and BS EN ISO 228).

282 Nylon hose connection




SIZE	CODE	PACKING
3/4" (DN 20)	2820034	150/1800
1" (DN 25)	2820100	75/900

Hose connection in nylon.
Min. and max. working temperatures: -20°C, 80°C.
Threads: ISO228 (equivalent to DIN EN ISO 228 and BS EN ISO 228).




2820 Mobile hose connection in nylon



SIZE	CODE	PACKING
3/4" (DN 20)	28200340	50/600

Minimum and maximum working temperatures: -20°C, 80°C.
Threads: ISO 228 (equivalent to DIN EN ISO 228 and BS EN ISO 228).


350L Supply bibcock



SIZE	CODE	PACKING
1/2" (DN 15)	3500012L	10/100

Body in polished brass.
T handle in brass.
Minimum and maximum working temperatures: 0°C, 80°C.
Threads: ISO228 (equivalent to DIN EN ISO 228 and BS EN ISO 228).


355L Hose bibcock



SIZE	CODE	PACKING
1/2" (DN 15)	3550012L	10/70
3/4" (DN 20)	3550034L	5/50


Body in polished brass.
Hose connection in brass.
T handle in brass.
Minimum and maximum working temperatures: 0°C, 80°C.
Threads: ISO228 (equivalent to DIN EN ISO 228 and BS EN ISO 228).

355S Hose bibcock



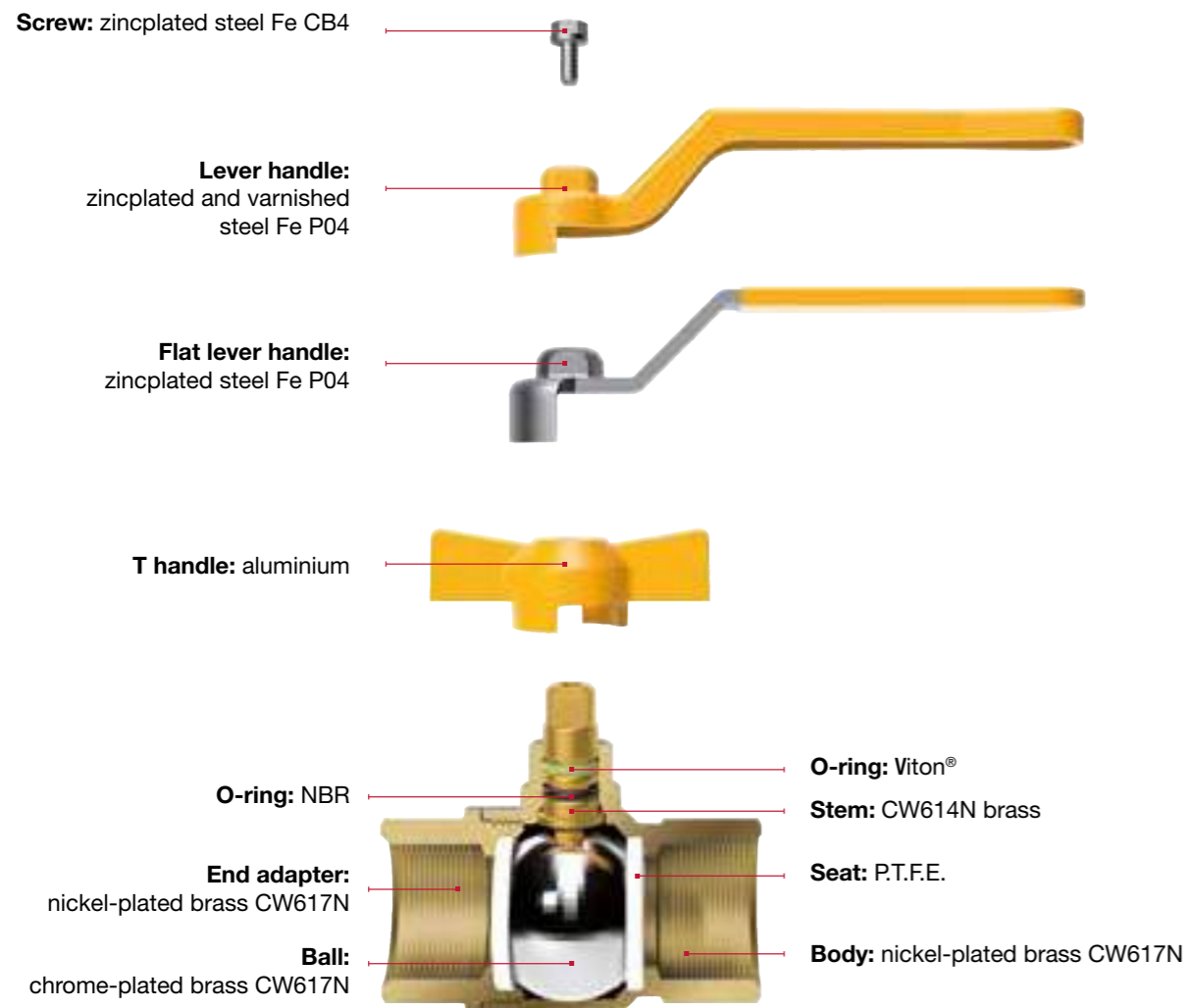
SIZE	CODE	PACKING
1/2" (DN 15)	3550012S	10/70
3/4" (DN 20)	3550034S	5/50

Body in sandblasted/chromed brass.
Hose connection in chromed brass.
T handle in chromed brass.
Minimum and maximum working temperatures: 0°C, 80°C.
Threads: ISO228 (equivalent to DIN EN ISO 228 and BS EN ISO 228).



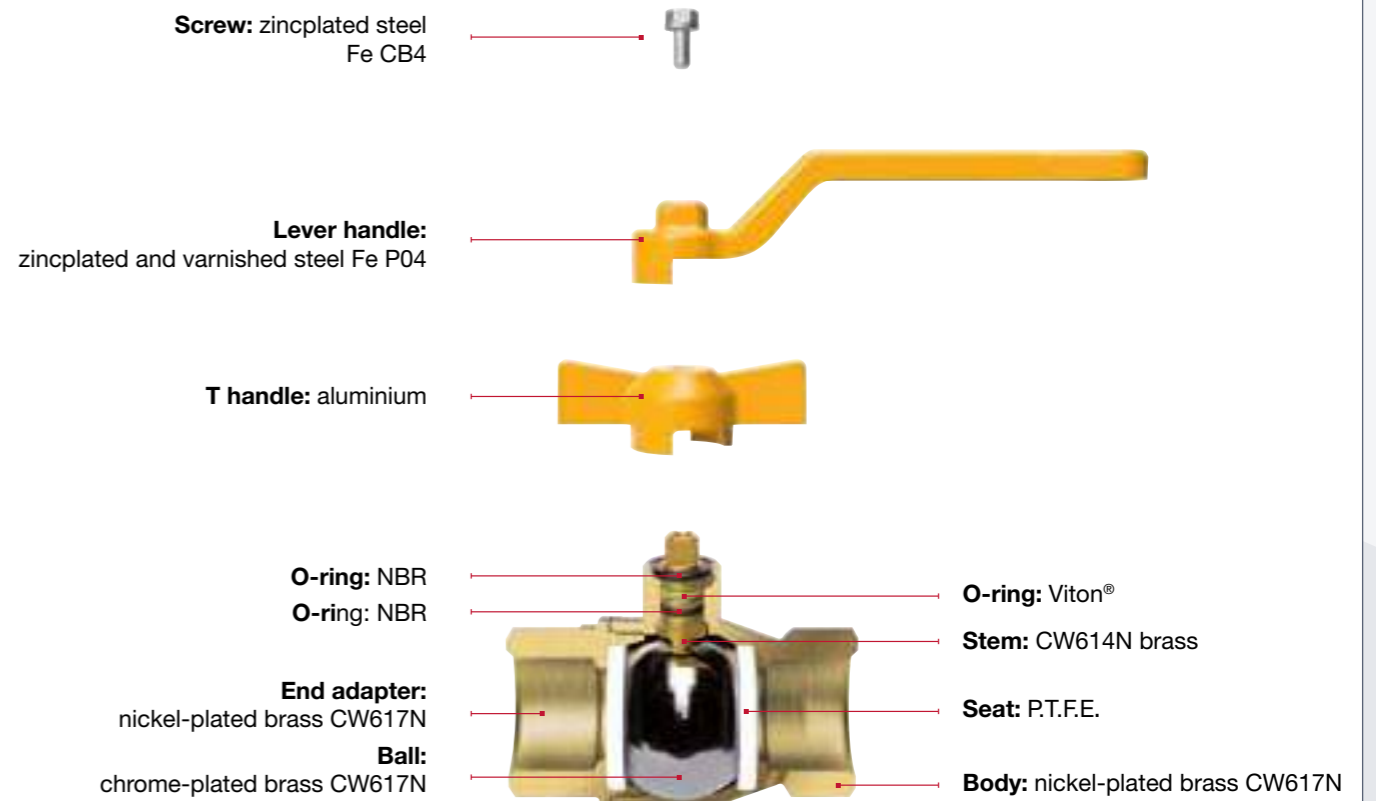
MATERIALS

London



MATERIALS

Berlin



BALL BORE CHART

unit in mm


	ITAP	1/4"	3/8"	1/2"	3/4"	1"	1"1/4"	1"1/2"	2"	2"1/2"	3"	4"
LONDON®	066	10	10	15	20	25	32	40	50	65	80	100
	067	8	10	15	20	25	32	39	50	63	74	97
	068	10	10	15	20	25	-	-	-	-	-	-
	069	8	10	15	20	25	-	-	-	-	-	-
	266	10	10	15	20	25	32	40	50	-	-	-
BERLIN®	267	8	10	15	20	25	32	39	50	-	-	-
	070	-	-	15	20	25	32	40	50	65	80	100
	071	-	-	15	20	25	32	38	49	63	74	97
	072	-	-	15	20	25	-	-	-	-	-	-
	073	-	-	15	20	25	-	-	-	-	-	-

INFO EN331 APPROVED (up to 2").

Female/female or male/female threads.
 Body in nickel-plated brass.
 Lever handle in steel (aluminium in the sizes 2"1/2, 3" and 4") or T handle in aluminium or flat lever handle in lined steel.
 Minimum and maximum working temperatures: -20°C, 60°C.
 Female threads:
 - ISO 7/1 Rp parallel (equivalent to DIN EN 10226-1 and BS EN 10226-1) sizes 1/4" through 2".
 - ISO228 (equivalent to DIN EN ISO 228 and BS EN ISO 228) sizes 2"1/2, 3" and 4"
 Male threads:
 - ISO 7/1 R taper (equivalent to DIN EN 10226-1 and BS EN 10226-1) sizes 1/4" through 2".
 - ISO228 (equivalent to DIN EN ISO 228 and BS EN ISO 228) sizes 2"1/2, 3" and 4"

LONDON

066 London ball valve, full flow



SIZE	PRESSURE	CODE	PACKING
1/4" (DN 8)	5bar/72.5psi	066B014	12/192
3/8" (DN 10)	5bar/72.5psi	066B038	12/192
1/2" (DN 15)	5bar/72.5psi	066B012	10/100
3/4" (DN 20)	5bar/72.5psi	066B034	8/64
1" (DN 25)	5bar/72.5psi	066B100	6/48
1"1/4 (DN 32)	5bar/72.5psi	066B114	4/32
1"1/2 (DN 40)	5bar/72.5psi	066B112	2/16
2" (DN 50)	5bar/72.5psi	066B200	2/14
2"1/2 (DN 65)	18bar/261psi	1200212G	1/5
3" (DN 80)	16bar/232psi	1200300G	1/3
4" (DN 100)	14bar/203psi	1200400G	1/2

067 London ball valve, full flow




SIZE	PRESSURE	CODE	PACKING
1/4" (DN 8)	5bar/72.5psi	067B014	12/192
3/8" (DN 10)	5bar/72.5psi	067B038	12/132
1/2" (DN 15)	5bar/72.5psi	067B012	10/100
3/4" (DN 20)	5bar/72.5psi	067B034	8/64
1" (DN 25)	5bar/72.5psi	067B100	6/48
1"1/4 (DN 32)	5bar/72.5psi	067B114	4/24
1"1/2 (DN 40)	5bar/72.5psi	067B112	2/16
2" (DN 50)	5bar/72.5psi	067B200	2/14
3" (DN 80)	16bar/232psi	1210300G	1/3
2"1/2 (DN 65)	18bar/261psi	1210212G	1/5
4" (DN 100)	14bar/203psi	1210400G	1/2

068 London ball valve, full flow



SIZE	PRESSURE	CODE	PACKING
1/4" (DN 8)	5bar/72.5psi	068B014	15/165
3/8" (DN 10)	5bar/72.5psi	068B038	15/165
1/2" (DN 15)	5bar/72.5psi	068B012	10/110
3/4" (DN 20)	5bar/72.5psi	068B034	8/64
1" (DN 25)	5bar/72.5psi	068B100	6/48



INFO EN331 APPROVED (up to 2").

Female/female or male/female threads.
 Body in nickel-plated brass.
 Lever handle in steel (aluminium in the sizes 2"1/2, 3" and 4") or T handle in aluminium or flat lever handle in lined steel.
 Minimum and maximum working temperatures: -20°C, 60°C.
 Female threads:
 - ISO 7/1 Rp parallel (equivalent to DIN EN 10226-1 and BS EN 10226-1) sizes 1/4" through 2".
 - ISO228 (equivalent to DIN EN ISO 228 and BS EN ISO 228) sizes 2"1/2, 3" and 4"
 Male threads:
 - ISO 7/1 R taper (equivalent to DIN EN 10226-1 and BS EN 10226-1) sizes 1/4" through 2".
 - ISO228 (equivalent to DIN EN ISO 228 and BS EN ISO 228) sizes 2"1/2, 3" and 4"

LONDON

069 London ball valve, full flow



SIZE	PRESSURE	CODE	PACKING
1/4" (DN 8)	5bar/72.5psi	069B014	15/165
3/8" (DN 10)	5bar/72.5psi	069B038	15/165
1/2" (DN 15)	5bar/72.5psi	069B012	10/130
3/4" (DN 20)	5bar/72.5psi	069B034	8/64
1" (DN 25)	5bar/72.5psi	069B100	6/48

266 London ball valve, full flow



Locking device p. 49

SIZE	PRESSURE	CODE	PACKING
1/4" (DN 8)	5bar/72.5psi	266B014	12/156
3/8" (DN 10)	5bar/72.5psi	266B038	12/156
1/2" (DN 15)	5bar/72.5psi	266B012	10/80
3/4" (DN 20)	5bar/72.5psi	266B034	8/64
1" (DN 25)	5bar/72.5psi	266B100	6/48
1"1/4 (DN 32)	5bar/72.5psi	266B114	4/24
1"1/2 (DN 40)	5bar/72.5psi	266B112	2/18
2" (DN 50)	5bar/72.5psi	266B200	2/14

267 London ball valve, full flow



Locking device p. 49

SIZE	PRESSURE	CODE	PACKING
1/4" (DN 8)	5bar/72.5psi	267B014	12/156
3/8" (DN 10)	5bar/72.5psi	267B038	12/156
1/2" (DN 15)	5bar/72.5psi	267B012	10/80
3/4" (DN 20)	5bar/72.5psi	267B034	8/64
1" (DN 25)	5bar/72.5psi	267B100	6/48
1"1/4 (DN 32)	5bar/72.5psi	267B114	4/24
1"1/2 (DN 40)	5bar/72.5psi	267B112	2/18
2" (DN 50)	5bar/72.5psi	267B200	2/14



INFO EN331 APPROVED (up to 2").

Female/female or male/female threads.
 Body in nickel-plated brass.
 Lever handle in steel (aluminium in the sizes 2"1/2, 3" and 4") or T handle in aluminium.
 Minimum and maximum working temperatures: -20°C, 60°C.
 Female threads:
 - ISO 7/1 Rp parallel (equivalent to DIN EN 10226-1 and BS EN 10226-1) sizes 1/2" through 2".
 - ISO228 (equivalent to DIN EN ISO 228 and BS EN ISO 228) sizes 2"1/2, 3" and 4"
 Male threads:
 - ISO 7/1 R taper (equivalent to DIN EN 10226-1 and BS EN 10226-1) sizes 1/2" through 2".
 - ISO228 (equivalent to DIN EN ISO 228 and BS EN ISO 228) sizes 2"1/2, 3" and 4"

070 Berlin ball valve, full flow



SIZE	PRESSURE	CODE	PACKING
1/2" (DN 15)	5bar/72.5psi	070B012	12/96
3/4" (DN 20)	5bar/72.5psi	070B034	8/40
1" (DN 25)	5bar/72.5psi	070B100	6/30
1"1/4 (DN 32)	5bar/72.5psi	070B114	4/24
1"1/2 (DN 40)	5bar/72.5psi	070B112	2/18
2" (DN 50)	5bar/72.5psi	070B200	2/14
2"1/2 (DN 65)	18bar/261psi	1200212G	1/5
3" (DN 80)	16bar/232psi	1200300G	1/3
4" (DN 100)	14bar/203psi	1200400G	1/2

071 Berlin ball valve, full flow



SIZE	PRESSURE	CODE	PACKING
1/2" (DN 15)	5bar/72.5psi	071B012	12/96
3/4" (DN 20)	5bar/72.5psi	071B034	8/40
1" (DN 25)	5bar/72.5psi	071B100	6/30
1"1/4 (DN 32)	5bar/72.5psi	071B114	4/24
1"1/2 (DN 40)	5bar/72.5psi	071B112	2/18
2" (DN 50)	5bar/72.5psi	071B200	2/14
2"1/2 (DN 65)	18bar/261psi	1210212G	1/5
3" (DN 80)	16bar/232psi	1210300G	1/3
4" (DN 100)	14bar/203psi	1210400G	1/2

072 Berlin ball valve, full flow



SIZE	PRESSURE	CODE	PACKING
1/2" (DN 15)	5bar/72.5psi	072B012	12/96
3/4" (DN 20)	5bar/72.5psi	072B034	8/64
1" (DN 25)	5bar/72.5psi	072B100	8/40

073 Berlin ball valve, full flow



SIZE	PRESSURE	CODE	PACKING
1/2" (DN 15)	5bar/72.5psi	073B012	12/96
3/4" (DN 20)	5bar/72.5psi	073B034	8/64
1" (DN 25)	5bar/72.5psi	073B100	8/48



060 Angle ball valves for gas



SIZE	PRESSURE	CODE	PACKING
1/2" (DN 15)	5bar/72.5psi	060B012	12/120

EN331 APPROVED.

Male/male threads.
 Fixable T handle in aluminium.
 Body in nickel-plated brass.
 Minimum and maximum working temperatures: -20°C, 60°C.
 Male threads ISO 7/1 R taper (equivalent to DIN EN 10226-1 and BS EN 10226-1).

062 Angle ball valves for gas with revolving nut




SIZE	PRESSURE	CODE	PACKING
1/2" (DN 15)	5bar/72.5psi	062B012	12/120

Threads: male/revolving female nut.
 Fixable T handle in aluminium.
 Body in nickel-plated brass.
 Minimum and maximum working temperatures: -20°C, 60°C.
 Female thread ISO 228 (equivalent to DIN EN ISO 228 and BS EN ISO 228).
 Male thread ISO 7/1 R taper (equivalent to DIN EN 10226-1 and BS EN 10226-1).



086G Lever handle for ball valves




SIZE	CODE	PACKING
1	0860001G	20/1000
2	0860002G	20/800
3	0860003G	20/500
4	0860004G	10/300
5	0860005G	10/200
6	0860006G	1/90
7	0860007G	1/45

Size of the handle corresponding to each valve.


Art.	1/4"	3/8"	1/2"	3/4"	1"	1 1/4"	1 1/2"	2"	2 1/2"	3"	4"
111/112	1	1	1	2	3	3	4	4	6	7	7
090/091	1	1	1	3	3	4	4	5	6	7	7
116/117	1	1	1	3	3	4	4	5	6	7	7
070/071G	-	-	2	3	3	4	5	5	7	7	7
080/081	-	-	2	3	3	4	5	5	-	-	-
066/067G	1	1	2	3	3	4	5	5	7	7	7
076/077	1	1	2	3	3	4	5	5	-	-	-

084G Flat lever handle for ball valves




SIZE	CODE	PACKING
1	0840001G	20/800
2	0840002G	20/600
3	0840003G	20/400
4	0840004G	10/250
5	0840005G	10/170

Locking device p. 43




Size of the handle corresponding to each valve.

Art.	1/4"	3/8"	1/2"	3/4"	1"	1 1/4"	1 1/2"	2"
111/112	1	1	1	2	3	3	4	4
090/091	1	1	1	3	3	4	4	5
116/117	1	1	1	3	3	4	4	5
070/071G	-	-	2	3	3	4	5	5
080/081	-	-	2	3	3	4	5	5
066/067G	1	1	2	3	3	4	5	5
266/267G	1	1	2	3	3	4	5	5
076/077	1	1	2	3	3	4	5	5



087G T handle for ball valves




SIZE	CODE	PACKING
1	0870001G	20/2000
2	0870002G	20/1500
3	0870003G	20/1200

Size of the handle corresponding to each valve.

Art.	1/4"	3/8"	1/2"	3/4"	1"
113/114	1	1	1	2	2
092/093	1	1	1	3	3
118/119	1	1	1	2	3
072/073G	-	-	2	3	3
082/083	-	-	2	3	3
068/069G	1	1	2	3	3
078/079	1	1	2	3	3

992 Gas leak detector with optical-acoustic alarm and relay control




SIZE	CODE	PACKING
-	992M	1/0

SIZE	CODE	PACKING
-	992G	1/0

AVAILABLE FOR METHANE GAS AND LPG.
 Led: power supply (green), failure (yellow), alarm (red).
 Optical (red led) and acoustic (internal buzzer 87dBA) alarms.
 Provided with relay output.
 Power supply voltage: 230V.
 Max electrical input: 20mA 230Vac.
 Max relay contact load: 8A 250Vac/30Vcc.
 Class of protection: IP42.
 Working temperature: -10°C, 40°C.
 Working relative humidity: 30%, 90%.
 Alarm level: gas concentration equal to 10% of L.E.L. (Low Exposition Limit).
 4 years after installation date the device must be put out of order and replaced with a new unit.
 Dimension: 138x85x44 mm.
 According to CEI UNI EN 50194.

993 Solenoid safety valve, normally open




SIZE	PRESSURE	CODE	PACKING
1/2" (DN 15)	550mbar/8psi	9930012M	1/0
3/4" (DN 20)	550mbar/8psi	9930034M	1/0
1" (DN 25)	550mbar/8psi	9930100M	1/0
1 1/4" (DN 32)	550mbar/8psi	9930114M	1/0
1 1/2" (DN 40)	550mbar/8psi	9930112M	1/0
2" (DN 50)	550mbar/8psi	9930200M	1/0

SIZE	PRESSURE	CODE	PACKING
1/2" (DN 15)	6bar/87psi	9930012G	1/0
3/4" (DN 20)	6bar/87psi	9930034G	1/0
1" (DN 25)	6bar/87psi	9930100G	1/0
1 1/4" (DN 32)	6bar/87psi	9930114G	1/0
1 1/2" (DN 40)	6bar/87psi	9930112G	1/0
2" (DN 50)	6bar/87psi	9930200G	1/0

M: 550mbar **G: 6bar**

Body in brass.
 Class of protection: IP65.
 Female threads: ISO228 (equivalent to DIN EN ISO 228 and BS EN ISO 228).
 Power supply voltage: 230V.
 Power input: 17 VA and 19 W.
 Working temperature: -15°C, 70°C.
 Closing time: <1sec.
 Maximum working pressure: 550mbar or 6bar.
 Manual reset in compliance with CEI UNI EN 50194 regulation.
 Approved under directive PED 97/23/CE.
Available for maximum pressure of 550 mbar (8psi) and 6 bar (87 psi).

998 Gas safety kit



METHANE GAS

SIZE	PRESSURE	CODE	PACKING
1/2" (DN 15)	550mbar/8psi	9980012M	1/0
3/4" (DN 20)	550mbar/8psi	9980034M	1/0

LPG

SIZE	PRESSURE	CODE	PACKING
1/2" (DN 15)	6bar/87psi	9980012G	1/0
3/4" (DN 20)	6bar/87psi	9980034G	1/0

AVAILABLE FOR METHANE GAS AND LPG.
 Consisting of a gas leak detector (Art. 992)
 and a solenoid safety valve - normally open, 230 Vac (Art. 993).

CHROME-PLATED BIBCOCKS



BUILD-IN VALVES **68**



BUILD-IN VALVES **68**



SUPPLY-STOPS **69 - 70**



TOILET TANK VALVE **70**



STAINLESS STEEL ROSETTE **70**



WASHING MACHINE BALL VALVES **71 - 73**




3



3


340 Build-in valve with blind cap



SIZE	PRESSURE	CODE	PACKING
1/2" (DN 15)	20bar/290psi	3400012	6/72
3/4" (DN 20)	15bar/217.5psi	3400034	6/72

Female/female threads.
Body in brass.
Cover plate and cap in chrome-plated ABS.
Minimum and maximum working temperatures: 0°C, 110°C in absence of steam.
Threads: ISO 228 (equivalent to DIN EN ISO 228 and BS EN ISO 228).


PROL340 Spacer



CODE	PACKING
PROL340	1/0

Thread: 19x19Fx1".
Length A: 59 mm.
Suitable for art. 340.


345 Build-in valve with handle



SIZE	PRESSURE	CODE	PACKING
1/2" (DN 15)	20bar/290psi	3450012	4/76
3/4" (DN 20)	15bar/217.5psi	3450034	4/48

Female/female threads.
Body in brass.
Cover plate and handle in chrome-plated ABS.
Minimum and maximum working temperatures: 0°C, 110°C in absence of steam.
Threads: ISO 228 (equivalent to DIN EN ISO 228 and BS EN ISO 228).


136 Build-in valve with blind cap



SIZE	PRESSURE	CODE	PACKING
1/2" (DN 15)	30bar/435psi	1360012	8/56
3/4" (DN 20)	25bar/362.5psi	1360034	5/35

Full flow.
Female/female threads.
Body in brass.
Cover plate and cap in chrome-plated brass.
Minimum and maximum working temperatures: 0°C, 110°C in absence of steam.
Threads: ISO 228 (equivalent to DIN EN ISO 228 and BS EN ISO 228).


138 Build-in valve with handle



SIZE	PRESSURE	CODE	PACKING
1/2" (DN 15)	30bar/435psi	1380012	8/56
3/4" (DN 20)	25bar/362.5psi	1380034	5/35
1" (DN 25)	25bar/362.5psi	1380100	4/24

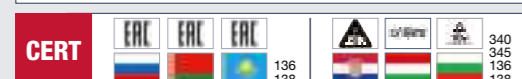
Full flow.
Female/female threads.
Body in brass.
Cover plate in stainless steel.
Lever handle in chrome-plated brass.
Minimum and maximum working temperatures: 0°C, 110°C in absence of steam.
Threads: ISO 228 (equivalent to DIN EN ISO 228 and BS EN ISO 228).

PROL136 Spacer




CODE	PACKING
PROL136	1/0

Thread: 22x19Fx1".
Length A: 37,5 mm.
Suitable for art. 136 and 138 - 1/2" and 3/4".




346 Supply stop



SIZE	PRESSURE	CODE	PACKING
1/2" (DN 15)	8bar/116psi	3460012	10/160

Available size 1/2"x1/2".
Male thread.
Body in chrome-plated brass.
Cover plate in stainless steel.
Minimum and maximum working temperatures: 0°C, 80°C.
Threads: ISO 228 (equivalent to DIN EN ISO 228 and BS EN ISO 228).


348 Supply stop with nut and washer



SIZE	PRESSURE	CODE	PACKING
1/2" (DN 15)	8bar/116psi	3480012	10/160

Available size 1/2"x mm.10.
Male thread.
Body in chrome-plated brass.
Cover plate in stainless steel.
Minimum and maximum working temperatures: 0°C, 80°C.
Threads: ISO 228 (equivalent to DIN EN ISO 228 and BS EN ISO 228).


348SD Supply stop without nut



SIZE	PRESSURE	CODE	PACKING
1/2" (DN 15)	8bar/116psi	3480012SD	10/240

Available size 1/2"x 3/8".
Male thread.
Body in chrome-plated brass.
Cover plate in stainless steel.
Minimum and maximum working temperatures: 0°C, 80°C.
Threads: ISO 228 (equivalent to DIN EN ISO 228 and BS EN ISO 228).


385 Ball supply stop with strainer



SIZE	PRESSURE	CODE	PACKING
1/2" (DN 15)	8bar/116psi	3850012	10/130

Available size 1/2"x mm.10.
Male thread.
Body in chrome-plated brass.
Metal handle.
Cover plate in stainless steel.
Built-in strainer in stainless steel.
Minimum and maximum working temperatures: 0°C, 80°C.
Threads: ISO 228 (equivalent to DIN EN ISO 228 and BS EN ISO 228).

386 Ball supply stop with articulated connection




SIZE	PRESSURE	CODE	PACKING
1/2" (DN 15)	8bar/116psi	3860012	10/130

Available size 1/2"x mm.10.
Male thread.
Body in chrome-plated brass.
Metal handle.
Cover plate in stainless steel.
Built-in strainer in stainless steel.
Minimum and maximum working temperatures: 0°C, 80°C.
Threads: ISO 228 (equivalent to DIN EN ISO 228 and BS EN ISO 228).




387 Supply stop and washing machine valve



SIZE	PRESSURE	CODE	PACKING
1/2" (DN 15)	8bar/116psi	3870012	1/75

Male thread.
Body in chrome-plated brass.
Cover plate in stainless steel.
Minimum and maximum working temperature: 0°C, 80°C.
Threads: ISO 228 (equivalent to DIN EN ISO 228 and BS EN ISO 228).


906 Ball supply stop with strainer



SIZE	PRESSURE	CODE	PACKING
1/2" (DN 15)	8bar/116psi	9060012	10/180

Available size 1/2"x mm.10.
Male thread.
Body in chrome-plated brass.
Metal handle.
Cover plate in stainless steel.
Built-in strainer in stainless steel.
Minimum and maximum working temperatures: 0°C, 80°C.
Threads: ISO 228 (equivalent to DIN EN ISO 228 and BS EN ISO 228).


906SD Ball supply stop with strainer without nut



SIZE	PRESSURE	CODE	PACKING
1/2" (DN 15)	8bar/116psi	9060012SD	10/180

Available size 1/2"x 3/8".
Male thread.
Body in chrome-plated brass.
Metal handle.
Cover plate in stainless steel.
Built-in strainer in stainless steel.
Minimum and maximum working temperatures: 0°C, 80°C.
Threads: ISO 228 (equivalent to DIN EN ISO 228 and BS EN ISO 228).


375 Toilet tank valve



SIZE	PRESSURE	CODE	PACKING
3/8" (DN 10)	16bar/232psi	3750038	12/120

Male/female threads.
Body in nickel-plated brass.
Minimum and maximum working temperatures: 0°C, 80°C.
Female thread ISO 228 (equivalent to DIN EN ISO 228 and BS EN ISO 228).
Male thread W12x19.


285 Stainless steel rosette



SIZE	CODE	PACKING
1/2" (DN 15)	2850012	100/4000




220 Bibcock with washing machine valve



SIZE	PRESSURE	CODE	PACKING
1/2" (DN 15)	8bar/116psi	2200012U	12/84

Available size: 1/2"x3/4".
Male thread for washing machine.
Body in chrome-plated brass.
Minimum and maximum working temperatures: 0°C, 80°C.
Threads: ISO 228 (equivalent to DIN EN ISO 228 and BS EN ISO 228).


225 Horizontal washing machine valve, heavy pattern



SIZE	PRESSURE	CODE	PACKING
1/2" (DN 15)	16bar/232psi	2250012	12/156

Available size: 1/2"x3/4".
Male thread for washing machine.
Body in chrome-plated brass.
Minimum and maximum working temperatures: 0°C, 80°C.
Threads: ISO 228 (equivalent to DIN EN ISO 228 and BS EN ISO 228).


226 Horizontal washing machine valve



SIZE	PRESSURE	CODE	PACKING
1/2" (DN 15)	16bar/232psi	2260012	12/120

Available size: 1/2"x3/4".
Male thread for washing machine.
Body in chrome-plated brass.
Minimum and maximum working temperatures: 0°C, 80°C.
Threads: ISO 228 (equivalent to DIN EN ISO 228 and BS EN ISO 228).

228 Inclined washing machine valve




SIZE	PRESSURE	CODE	PACKING
1/2" (DN 15)	16bar/232psi	2280012	12/120

Available size: 1/2"x3/4".
Male thread for washing machine.
Body in chrome-plated brass.
Minimum and maximum working temperatures: 0°C, 80°C.
Threads: ISO 228 (equivalent to DIN EN ISO 228 and BS EN ISO 228).




230 One-piece spacer for faucets



SIZE	PRESSURE	CODE	PACKING
3/4" (DN 20)	16bar/232psi	2300034C	6/78

Available size 3/4"x3/4"x3/4".
Male thread for washing machine.
Body in chrome-plated brass.
Minimum and maximum working temperatures: 0°C, 80°C.
Threads: ISO 228 (equivalent to DIN EN ISO 228 and BS EN ISO 228).


240 Washing machine and dishwasher valve



SIZE	PRESSURE	CODE	PACKING
1/2" (DN 15)	16bar/232psi	2400012U	6/78

Available size 1/2"x3/4"x3/4".
Male thread for washing machine/dishwasher.
Body in chrome-plated brass.
Minimum and maximum working temperatures: 0°C, 80°C.
Threads: ISO 228 (equivalent to DIN EN ISO 228 and BS EN ISO 228).


250 Washing machine valve



SIZE	PRESSURE	CODE	PACKING
1/2" (DN 15)	16bar/232psi	2500012	12/156


Available size 1/2"x3/4".
Male thread for washing machine.
Body in chrome-plated brass.
Minimum and maximum working temperatures: 0°C, 80°C.
Threads: ISO 228 (equivalent to DIN EN ISO 228 and BS EN ISO 228).

255 3-way washing machine valve




SIZE	PRESSURE	CODE	PACKING
1/2" (DN 15)	16bar/232psi	2550012	10/100

Available size 1/2"x3/4".
Male thread for washing machine.
Body in chrome-plated brass.
Minimum and maximum working temperatures: 0°C, 80°C.
Threads: ISO 228 (equivalent to DIN EN ISO 228 and BS EN ISO 228).




390 Drain trap for washing machines



SIZE	PRESSURE	CODE	PACKING
3/4" (DN 20)	16bar/232psi	3900034	6/72

Body in chrome-plated brass.
Cover plate in stainless steel.
Spring: stainless steel.
Minimum and maximum working temperatures: 0°C, 80°C.


391 Washing machine ball valve



SIZE	PRESSURE	CODE	PACKING
1/2" (DN 15)	16bar/232psi	3910012	12/192

Metal handle.
Available size: 1/2"x1/2".
Male/male threads.
Body in nickel-plated brass.
Minimum and maximum working temperatures: 0°C, 110°C in absence of steam.
Threads: ISO 228 (equivalent to DIN EN ISO 228 and BS EN ISO 228).


392 Washing machine ball valve



SIZE	PRESSURE	CODE	PACKING
1/2" (DN 15)	16bar/232psi	3920012	10/160

Metal handle.
Available size: 1/2"x3/4".
Male/male threads.
Body in nickel-plated brass.
Minimum and maximum working temperatures: 0°C, 110°C in absence of steam.
Threads: ISO 228 (equivalent to DIN EN ISO 228 and BS EN ISO 228).
Available also with NPT thread.


488 Angle valve



SIZE	PRESSURE	CODE	PACKING
1/2" (DN 15)	16bar/232psi	4880012	10/240

Available size: 1/2"x1/2".
Male thread.
Body in chrome-plated brass.
Handle in chrome-plated ABS.
Minimum and maximum working temperatures: 0°C, 80°C.
Threads: ISO 228 (equivalent to DIN EN ISO 228 and BS EN ISO 228).

706 Washing machine ball valve



SIZE	PRESSURE	CODE	PACKING
1/2" (DN 15)	8bar/116psi	7060012	10/180

Available size: 1/2"x3/4".
Male/male threads.
Body in chrome-plated brass.
Metal handle.
Cover plate in stainless steel.
Minimum and maximum working temperatures: 0°C, 80°C.
Threads: ISO 228 (equivalent to DIN EN ISO 228 and BS EN ISO 228).



POLYPHOSPHATE PROPORTIONAL DOSER
MAGNETIC DIRT SEPARATORS
AUTOMATIC FILLING UNIT
PRESSURE REDUCING VALVES
STRAINERS



POLYPHOSPHATE PROPORTIONAL DOSER **76 - 77**



MAGNETIC DIRT SEPARATORS **78 - 81**



AUTOMATIC FILLING UNIT **82 - 83**



PRESSURE REDUCING VALVES **84 - 86**



Y STRAINERS **87 - 89**



SELF-CLEANING STRAINER **89**



**NEW
2021**

I-DOSER

POLYPHOSPHATE PROPORTIONAL DOSER

The polyphosphate proportional dosing unit, produced by Itap, is used for descaling treatments in domestic hot water production systems.

For correct installation, it must be placed on the cold water pipe entering the boiler and, in general, entering heat generators (boilers and water-heaters).

It can also be installed on pipes entering washing machines and dishwashers.



- INTEGRATED BY-PASS**
- INTEGRATED AIR-VENT VALVE**
- SUITABLE FOR HORIZONTAL AND VERTICAL PIPES INSTALLATION**
- EASY REFILLING**
- REDUCED OVERALL DIMENSIONS**

PROTECTED AGAINST BUILDUP OF LIMESCALE

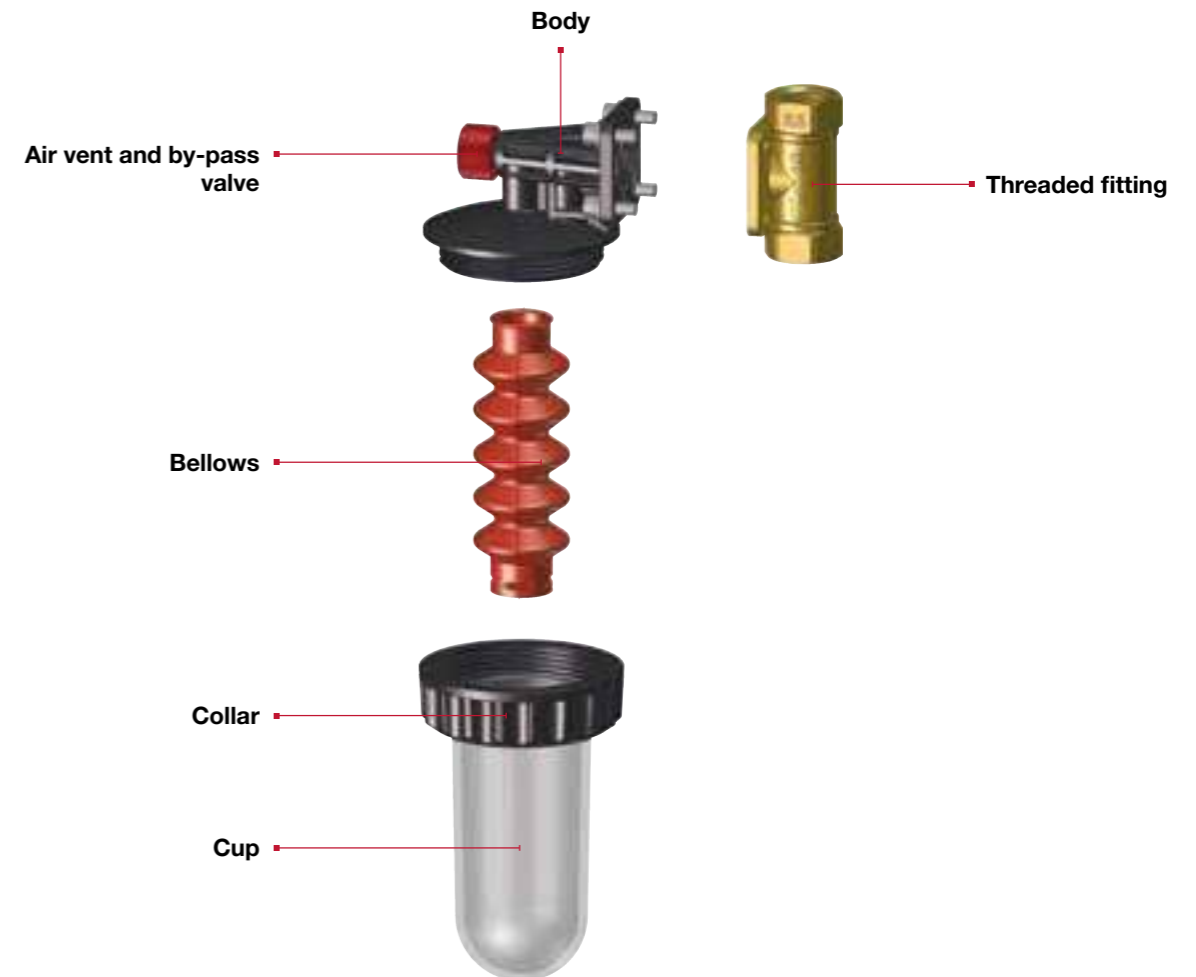


**LONGER
LIFE OF THE
SYSTEM**

**SAVINGS ON
ENERGY BILLS**

**IMPROVED BOILER
PERFORMANCE**

I-DOSER MATERIALS



187 Polyphosphate proportional doser I-Doser



SIZE	PRESSURE	CODE	PACKING
1/2"x1/2"	8bar/116psi	1870012	1/13

Available size: 1/2"x1/2"
 Compatible fluids: water
 Maximum flow rate: 1.5 m3/h
 Maximum pressure: 8 bar
 Water temperature: 5 – 30°C
 Threaded fitting: brass CW617N
 Transparent cup: SAN
 Bellows: VMQ
 O-ring: EPDM

187CA I-DOSER polyphosphate solid refill



CODE	PACKING
187CA	4/96



MAGNETIC COMPACT DIRT SEPARATOR


Dirt separators are by now common components in European installations; ITAP introduces today iMAG, after accurate market studies and projects that guarantee the best features:

- right dimension for installations in small spaces, perfect for under-boiler;
- stainless steel strainer (800µm), perfect to stop the larger impurities;
- suitable for vertical and horizontal installations, with the best filtration guaranteed;
- integrated drain valve for an easy and fast maintenance;
- strong magnet (12.000G) with large contact surface to stop every iron particle and easy-to remove to avoid disassembling before cleaning;
- large debris collection capacity to guarantee the water slowing in order to stop all impurities.



- ✓ LARGE MAGNETIC SURFACE
- ✓ LARGE DEBRIS COLLECTION CAPACITY
- ✓ INTEGRATED DRAIN COCK
- ✓ OPTIMAL FILTRATION IN EVERY INSTALLATION POSITION

✓ FLOWS



✓ CLEANING AND MAINTENANCE

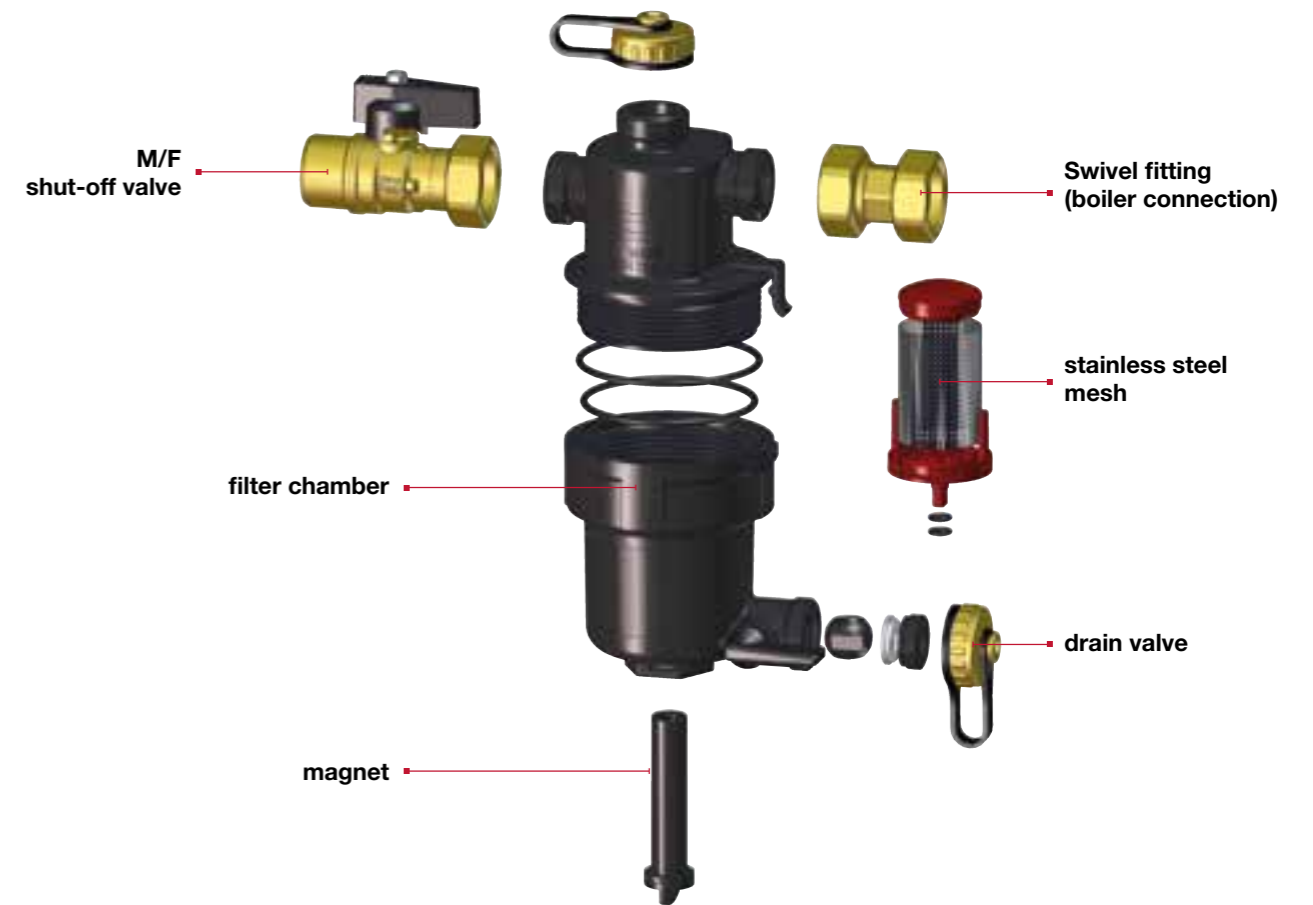
ORDINARY MAINTENANCE



ANNUAL MAINTENANCE



I-MAG MATERIALS



188 Magnetic compact dirt separator I-MAG



SIZE	PRESSURE	CODE	PACKING
3/4"	3bar/43,5psi	1880034	1/30

Polymer body.
 Stainless steel AISI 304 cartridge
 Neodymium magnet: 12000 G.
 Maximum working pressure: 3 bar.
 Maximum working temperature: 90°C.
 Equipped with adjusting female fitting and ball valve with swiveling nut.
 Threads: ISO 228 (equivalent to DIN EN ISO 228 and BS EN ISO 228).

MAG-XL


MULTIFUNCTION MAGNETIC DIRT SEPARATOR



MOUNTING POSITIONS



CLEANING AND MAINTENANCE



188S

Magnetic dirt separator I-MAG XL




SIZE	PRESSURE	CODE	PACKING
3/4"	3bar/43,5psi	1880034S	1/7
1"	3bar/43,5psi	1880100S	1/7



VORTEX ACTION



MAGNETIC ACTION



STRAINER ACTION

Polymer body.
 Stainless steel AISI 304 cartridge
 Neodymium magnet: 14000 G.
 Maximum working pressure: 3 bar.
 Maximum working temperature: 90°C.
 Threads body: ISO 228 (equivalent to DIN EN ISO 228 and BS EN ISO 228);
 Threads ball valve:
 female connection (swiveling nut): ISO 228 (equivalent to DIN EN ISO 228 and BS EN ISO 228);
 female connection (pipeline): ISO 7/1 Rp parallel (equivalent to DIN EN 10226-1 and BS EN 10226-1).

COP188S

Insulation shells for magnetic dirt separator IMAG-XL



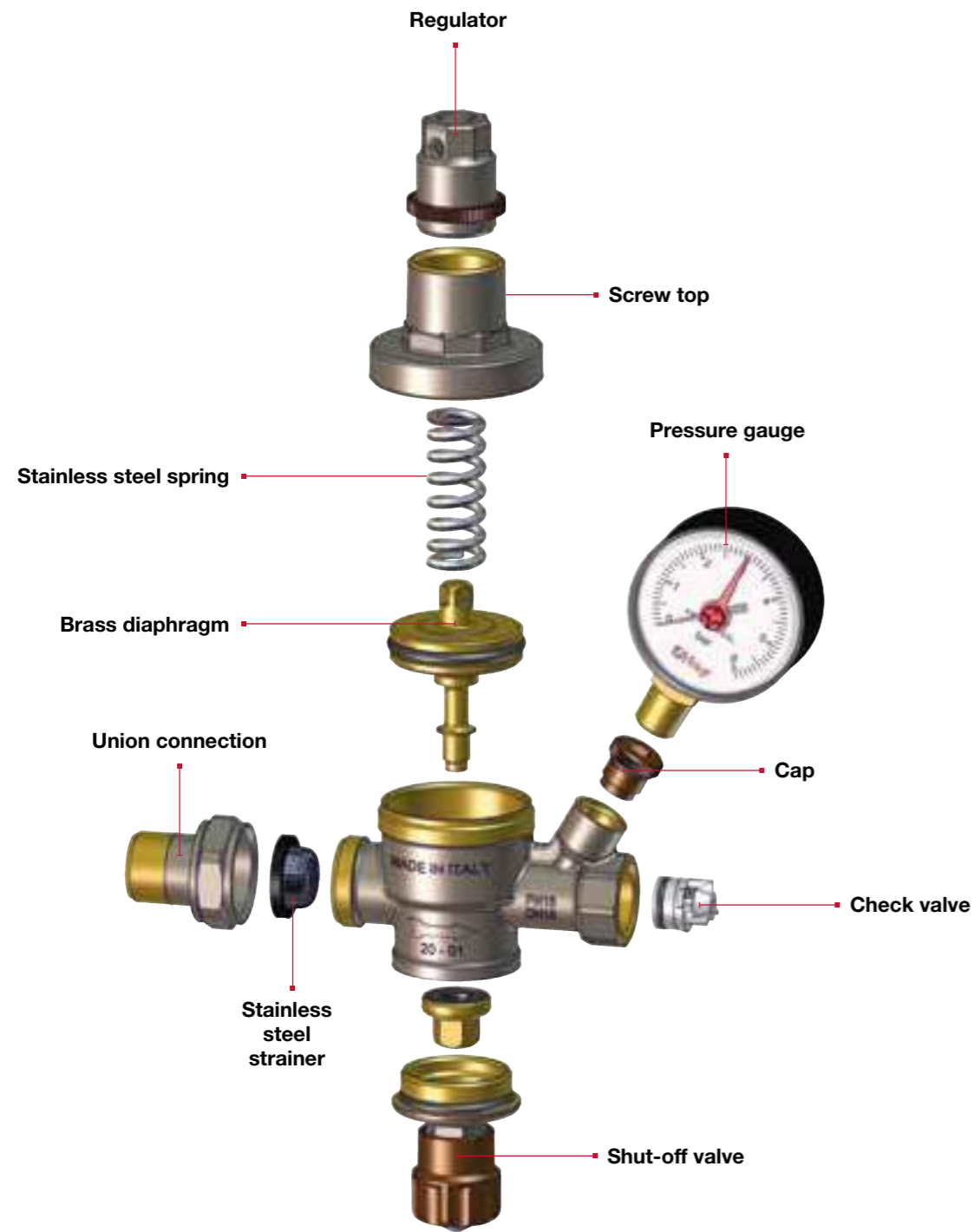
CODE	PACKING
COP188S	1/-




Insulation shells made of expanded polyethylene.



AUTOMATIC FILLING UNIT

It is installed to maintain the heating system pressure stable at a set value.



-  SHUT-OFF VALVE
-  STAINLESS STEEL STRAINER
-  CHECK VALVE


146 Automatic filling unit



SIZE	PRESSURE	CODE	PACKING
1/2" (DN 15)	16bar/232psi	1460012	1/24
1/2" (DN 15)	16bar/232psi	1460012SM	1/24

Equipped with shut-off valve, stainless steel filter and check valve.
 Piston operation.
 Body in brass.
 Minimum and maximum working temperature: 0°C, 80°C.
 Maximum inlet pressure: 16 bar.
 Outlet pressure can be adjusted between 0,5 and 4 bar
 Factory preset: 1,5 bar.
 Pressure gauge threaded connection 1/4".
 Pressure gauge: scale (0-6) bar.
 Threads: ISO 228 (equivalent to DIN EN ISO 228 and BS EN ISO 228).
Mention "1460012SM" in the code only to receive item without pressure gauge.


143 EUROPRESS pressure reducing valve



SIZE	PRESSURE	CODE	PACKING
1/2" (DN 15)	25bar/362.5psi	1430012	1/34
3/4" (DN 20)	25bar/362.5psi	1430034	1/34
1" (DN 25)	25bar/362.5psi	1430100	1/18
1 1/4" (DN 32)	25bar/362.5psi	1430114	1/9
1 1/2" (DN 40)	25bar/362.5psi	1430112	1/9
2" (DN 50)	25bar/362.5psi	1430200	1/8
2 1/2" (DN 65)	25bar/362.5psi	1430212	1/6
3" (DN 80)	25bar/362.5psi	1430300	1/4
4" (DN 100)	25bar/362.5psi	1430400	1/3

Compensated piston operation.
 Female/female threads.
 Body in nickel-plated brass.
 Minimum and maximum working temperatures: 0°C, 80°C.
 Maximum inlet pressure: 25 bar.
 Outlet pressure:
 1/2" - 3/4" - 1" between 1 and 5,5 bar.
 1 1/4 through 4" between 1 and 6 bar.
 Factory preadjustment 3 bar.
 Outlet pressure gauge connection 1/4" on both sides.
 Threads: ISO 228 (equivalent to DIN EN ISO 228 and BS EN ISO 228).
Available also with NPT thread in the sizes 2 1/2" - 3" - 4".
NF approved in 1/2 "and 3/4" sizes

143MM EUROPRESS pressure reducing valve with union connection




SIZE	PRESSURE	CODE	PACKING
1/2" (DN 15)	25bar/362.5psi	1430012MM	1/34
3/4" (DN 20)	25bar/362.5psi	1430034MM	1/24
1" (DN 25)	25bar/362.5psi	1430100MM	1/18
1 1/4" (DN 32)	25bar/362.5psi	1430114MM	1/9
1 1/2" (DN 40)	25bar/362.5psi	1430112MM	1/9
2" (DN 50)	25bar/362.5psi	1430200MM	1/6

Compensated piston operation.
 Union connections.
 Body in nickel-plated brass.
 Minimum and maximum working temperatures: 0°C, 80°C.
 Maximum inlet pressure: 25 bar.
 Outlet pressure:
 1/2" - 3/4" - 1" between 1 and 5,5 bar.
 1 1/4 through 2" between 1 and 6 bar.
 Factory preadjustment 3 bar.
 Outlet pressure gauge connection 1/4" on both sides.
 Threads: ISO 228 (equivalent to DIN EN ISO 228 and BS EN ISO 228).
Multithread model available in 1/2" size.
NF approved in 1/2 "and 3/4" sizes



243 EUROPRESS pressure reducing valve dezincification resistant brass



SIZE	PRESSURE	CODE	PACKING
1/2" (DN 15)	25bar/362.5psi	2430012	1/34
3/4" (DN 20)	25bar/362.5psi	2430034	1/34
1" (DN 25)	25bar/362.5psi	2430100	1/18
1 1/4" (DN 32)	25bar/362.5psi	2430114	1/9
1 1/2" (DN 40)	25bar/362.5psi	2430112	1/9
2" (DN 50)	25bar/362.5psi	2430200	1/8

Compensated piston operation.
 Female/female threads.
 Body in antidezincification brass.
 Minimum and maximum working temperatures: 0°C, 80°C.
 Maximum inlet pressure: 25 bar.
 Outlet pressure:
 1/2" - 3/4" - 1" between 1 and 5,5 bar.
 1 1/4 through 2" between 1 and 6 bar.
 Factory preadjustment 4 bar.
 Outlet pressure gauge connection 1/4" on both sides.
 Threads: ISO 228 (equivalent to DIN EN ISO 228 and BS EN ISO 228).
Watermark and WRAS approved in 1/2 ", 3/4" and 1 "sizes


EUROPRESS INSTALLATION OF PRESSURE REDUCING VALVES

Suitable for domestic water services, heating and air-conditioning plants, compressed air systems. It can be installed in any position: vertical, horizontal, oblique.


For a right installation, we suggest to use just one pressure reducing valve for pressure inlet values up to 16 bar. If inlet pressure values are higher we suggest to use two pressure reducing valves in series.

A strainer should be installed before the pressure reducing valve. (Please see the following charts). IN CASE OF NOT COMPLIANCE WITH SUCH INSTALLATION, OUR COMPANY WILL NOT BE RESPONSABLE OF ANY DAMAGES TO OUR PRESSURE REDUCING VALVES.


Installation art.192 or 193 + art.515 + art.143



Installation art.192 or 193 + art.143MM




Installation art.192 or 193 + art.515 + art.243




INFO Compensated piston operation.
 Female/female threads.
 Body in nickel-plated brass.
 Minimum and maximum working temperatures: 0°C, 80°C.
 Maximum inlet pressure: 15 bar.
 Outlet pressure can be adjusted between 1 and 4 bar.
 Factory preadjustment 3 bar.
 Art. 361: outlet pressure gauge connection 1/4".
 Threads: ISO 228 (equivalent to DIN EN ISO 228 and BS EN ISO 228).

360 MINIPRESS pressure reducing valve



SIZE	PRESSURE	CODE	PACKING
1/2" (DN 15)	15bar/217.5psi	3600012	4/44
3/4" (DN 20)	15bar/217.5psi	3600034	4/44

361 MINIPRESS pressure reducing valve with pressure gauge connection



SIZE	PRESSURE	CODE	PACKING
1/2" (DN 15)	15bar/217.5psi	3610012	4/44
3/4" (DN 20)	15bar/217.5psi	3610034	4/44




MINIPRESS INSTALLATION OF PRESSURE REDUCING VALVES

A strainer should be installed before the pressure reducing valve. (Please see the following charts). IN CASE OF NOT COMPLIANCE WITH SUCH INSTALLATION, OUR COMPANY WILL NOT BE RESPONSABLE OF ANY DAMAGES TO OUR PRESSURE REDUCING VALVES.



INFO Suitable for domestic water services, heating and air-conditioning plants, compressed air systems.
 Female/female threads and inspection plug.
 Body in brass.
 Minimum and maximum working temperatures: -20°C, 110°C in absence of steam.
 Threads: ISO 228 (equivalent to DIN EN ISO 228 and BS EN ISO 228).


192 Y strainer



Filtration degree:
 - 1/4" through 2" 500µm;
 - 2"1/2, 3", 4" 800µm.

SIZE	PRESSURE	CODE	PACKING
1/4" (DN 8)	20bar/290psi	1920014	20/160
3/8" (DN 10)	20bar/290psi	1920038	20/160
1/2" (DN 15)	20bar/290psi	1920012	20/160
3/4" (DN 20)	20bar/290psi	1920034	10/80
1" (DN 25)	20bar/290psi	1920100	8/64
1"1/4 (DN 32)	20bar/290psi	1920114	5/40
1"1/2 (DN 40)	20bar/290psi	1920112	2/36
2" (DN 50)	20bar/290psi	1920200	2/18
2"1/2 (DN 65)	16bar/232psi	1920212	1/7
3" (DN 80)	16bar/232psi	1920300	1/5
4" (DN 100)	16bar/232psi	1920400	1/4


192CA Cartridge for Y strainer 192



Filtration degree:
 - 1/4" through 2" 500µm;
 - 2"1/2, 3", 4" 800µm.

SIZE	CODE	PACKING	STRAINER
1/4" (DN 8)	192CA014	1/0	1/4"
1/4" (DN 8)	192CA014	1/0	3/8"
1/4" (DN 8)	192CA014	1/0	1/2"
3/4" (DN 20)	192CA034	1/0	3/4"
1" (DN 25)	192CA100	1/0	1"
1"1/4 (DN 32)	192CA114	1/0	1"1/4"
1"1/2 (DN 40)	192CA112	1/0	1"1/2"
2" (DN 50)	192CA200	1/0	2"
2"1/2 (DN 65)	192CA212	1/0	2"1/2"
3" (DN 80)	192CA300	1/0	3"
4" (DN 100)	192CA400	1/0	4"


192 Y strainer



Filtration degree: 200µm

SIZE	PRESSURE	CODE	PACKING
1/4" (DN 8)	20bar/290psi	1920014A	20/160
3/8" (DN 10)	20bar/290psi	1920038A	20/160
1/2" (DN 15)	20bar/290psi	1920012A	20/160
3/4" (DN 20)	20bar/290psi	1920034A	10/80
1" (DN 25)	20bar/290psi	1920100A	8/64
1"1/4 (DN 32)	20bar/290psi	1920114A	5/40
1"1/2 (DN 40)	20bar/290psi	1920112A	2/36
2" (DN 50)	20bar/290psi	1920200A	2/18

192CA Cartridge for Y strainer 192



Filtration degree: 200µm

SIZE	CODE	PACKING	STRAINER
1/4" (DN 8)	192CA014A	1/0	1/4"
1/4" (DN 8)	192CA014A	1/0	3/8"
1/4" (DN 8)	192CA014A	1/0	1/2"
3/4" (DN 20)	192CA034A	1/0	3/4"
1" (DN 25)	192CA100A	1/0	1"
1"1/4 (DN 32)	192CA114A	1/0	1"1/4"
1"1/2 (DN 40)	192CA112A	1/0	1"1/2"
2" (DN 50)	192CA200A	1/0	2"



INFO Suitable for domestic water services, heating and air-conditioning plants, compressed air systems. Available in 3 filtration degrees: 500µm, 300µm, 50µm.

Female/female threads and inspection plug.
Body in nickel-plated brass.
Minimum and maximum working temperatures: -20°C, 110°C in absence of steam.
Threads: ISO 228 (equivalent to DIN EN ISO 228 and BS EN ISO 228).

193 Nickel-plated Y strainer



Filtration degree: 500µm

SIZE	PRESSURE	CODE	PACKING
1/4" (DN 8)	20bar/290psi	1930014	20/160
3/8" (DN 10)	20bar/290psi	1930038	20/160
1/2" (DN 15)	20bar/290psi	1930012	20/160
3/4" (DN 20)	20bar/290psi	1930034	10/80
1" (DN 25)	20bar/290psi	1930100	8/64
1 1/4" (DN 32)	20bar/290psi	1930114	5/40
1 1/2" (DN 40)	20bar/290psi	1930112	2/36
2" (DN 50)	20bar/290psi	1930200	2/18


192CA Cartridge for Y strainer 193



Filtration degree: 500µm

SIZE	CODE	PACKING	STRAINER
1/4" (DN 8)	192CA014	1/0	1/4"
1/4" (DN 8)	192CA014	1/0	3/8"
1/4" (DN 8)	192CA014	1/0	1/2"
3/4" (DN 20)	192CA034	1/0	3/4"
1" (DN 25)	192CA100	1/0	1"
1 1/4" (DN 32)	192CA114	1/0	1 1/4"
1 1/2" (DN 40)	192CA112	1/0	1 1/2"
2" (DN 50)	192CA200	1/0	2"

193 Nickel-plated Y strainer



Filtration degree: 300µm

SIZE	PRESSURE	CODE	PACKING
1/4" (DN 8)	20bar/290psi	1930014G	20/160
3/8" (DN 10)	20bar/290psi	1930038G	20/160
1/2" (DN 15)	20bar/290psi	1930012G	20/160
3/4" (DN 20)	20bar/290psi	1930034G	10/80
1" (DN 25)	20bar/290psi	1930100G	8/64
1 1/4" (DN 32)	20bar/290psi	1930114G	5/40
1 1/2" (DN 40)	20bar/290psi	1930112G	2/36
2" (DN 50)	20bar/290psi	1930200G	2/18

192CA Cartridge for Y strainer 193



Filtration degree: 300µm

SIZE	CODE	PACKING	STRAINER
1/4" (DN 8)	192CA014G	1/0	1/4"
1/4" (DN 8)	192CA014G	1/0	3/8"
1/4" (DN 8)	192CA014G	1/0	1/2"
3/4" (DN 20)	192CA034G	1/0	3/4"
1" (DN 25)	192CA100G	1/0	1"
1 1/4" (DN 32)	192CA114G	1/0	1 1/4"
1 1/2" (DN 40)	192CA112G	1/0	1 1/2"
2" (DN 50)	192CA200G	1/0	2"



193 Nickel-plated Y strainer



Filtration degree: 50µm

SIZE	PRESSURE	CODE	PACKING
1/4" (DN 8)	20bar/290psi	1930014GAS	20/160
3/8" (DN 10)	20bar/290psi	1930038GAS	20/160
1/2" (DN 15)	20bar/290psi	1930012GAS	20/160
3/4" (DN 20)	20bar/290psi	1930034GAS	10/80
1" (DN 25)	20bar/290psi	1930100GAS	8/64
1 1/4" (DN 32)	20bar/290psi	1930114GAS	5/40
1 1/2" (DN 40)	20bar/290psi	1930112GAS	2/36
2" (DN 50)	20bar/290psi	1930200GAS	2/18

192CA Cartridge for Y strainer 193



Filtration degree: 50µm

SIZE	CODE	PACKING	STRAINER
1/4" (DN 8)	192CA014GAS	1/0	1/4"
1/4" (DN 8)	192CA014GAS	1/0	3/8"
1/4" (DN 8)	192CA014GAS	1/0	1/2"
3/4" (DN 20)	192CA034GAS	1/0	3/4"
1" (DN 25)	192CA100GAS	1/0	1"
1 1/4" (DN 32)	192CA114GAS	1/0	1 1/4"
1 1/2" (DN 40)	192CA112GAS	1/0	1 1/2"
2" (DN 50)	192CA200GAS	1/0	2"

INFO Suitable for domestic water services, heating and air-conditioning plants, compressed air systems. Supplied with an extractable straining cartridge, double pressure gauge and hose cock to dump the impurities.

Body in nickel-plated brass.
Minimum and maximum working temperatures: 0°C, 100°C in absence of steam.
Threads: ISO 228 (equivalent to DIN EN ISO 228 and BS EN ISO 228).

189 Self-cleaning strainer



Filtration degree: 300µm


SIZE	PRESSURE	CODE	PACKING
1/2" (DN 15)	16bar/232psi	1890012	1/9
3/4" (DN 20)	16bar/232psi	1890034	1/9
1" (DN 25)	16bar/232psi	1890100	1/6
1 1/4" (DN 32)	16bar/232psi	1890114	1/6
1 1/2" (DN 40)	16bar/232psi	1890112	1/5
2" (DN 50)	16bar/232psi	1890200	1/5

189CA Cartridge for self-cleaning strainer



Filtration degree: 300µm

SIZE	CODE	PACKING	STRAINER
1/2" (DN 15)	189CA012	1/0	1/2"
3/4" (DN 20)	189CA034	1/0	3/4"
1" (DN 25)	189CA100	1/0	1"
1 1/4" (DN 32)	189CA114	1/0	1 1/4"
1 1/2" (DN 40)	189CA112	1/0	1 1/2"
2" (DN 50)	189CA200	1/0	2"



HEATING

	STRAIGHT AND ANGLE CONVERTIBLE VALVES AND LOCKSHIELDS	92 - 93
	CONVERTIBLE VALVES WITH PRE-SETTING	94 - 95
	THERMOSTATIC CONTROL HEADS	96 - 97
	MANUAL VALVES AND LOCKSHIELDS	98 - 99
	TWO-PIPE VALVES FOR PANEL RADIATORS	100
	ZONE BALL VALVES AND ELECTRIC ACTUATORS	101 - 103
	BRASS DISTRIBUTION MANIFOLDS	104 - 105
	UNIVERSAL PLASTIC BOX	106
	STAINLESS STEEL MANIFOLDS	108 - 109
	PRE-ASSEMBLED STAINLESS STEEL MANIFOLDS	110 - 116
	METAL BOX AND MOUNTING BRACKETS	117 127 132
	DISTRIBUTION MANIFOLDS IN BRASS	120 - 121
	PRE-ASSEMBLED MANIFOLDS IN BRASS	122 - 126
	SET POINT REGULATING UNIT	130 - 131
	EXTENSION KIT FOR MANIFOLDS	133

	OFF-CENTRE BY-PASS KIT	133
	ELECTROTHERMAL ACTUATOR	133 - 134
	FLOW-METER	134
	ADAPTERS	134
	END PIECES WITH DRAIN VALVE AND AIR VENT VALVE	135
	INSULATION SHELLS FOR MANIFOLDS	136
	ACCESSORIES KIT FOR PRE-ASSEMBLED MANIFOLDS	137 - 139
	ACCESSORIES FOR MANIFOLDS	140 - 141
	END CAPS	142
	THERMOMETERS AND PRESSURE GAUGES	142 - 144
	AIR VENT VALVES AND SAFETY VALVES	145 - 147
	DIAPHRAGM SAFETY RELIEF VALVES	148 - 149
	THERMOSTATS AND CHRONOTHERMOSTATS	150 - 151
	MANIFOLDS POSITIONING SCHEMES	152 - 158
	SET POINT REGULATING UNIT POSITIONING SCHEMES	159

INFO Body in nickel-plated brass.
Maximum working temperature: 110°C.
Threads: ISO 228 (equivalent to DIN EN ISO 228 and BS EN ISO 228).
Suitable for thermostatic control heads art. 891, art. 891R, art. 891SD.

894V Straight convertible valve with handle, female thread

SIZE	PRESSURE	CODE	PACKING
3/8" (DN 10)	10bar/145psi	8940038V	4/120
1/2" (DN 15)	10bar/145psi	8940012V	4/84

To be used with iron piping or, together with an Itap-Fit® connector (art. 618 pg.172), with copper, crosslinked polyethylene (PEX) or polybutylene.

894C Straight convertible valve with cap, female thread

SIZE	PRESSURE	CODE	PACKING
3/8" (DN 10)	10bar/145psi	8940038C	4/96
1/2" (DN 15)	10bar/145psi	8940012C	4/96



In the case of use with PEX or polybutylene it is also requested the use of the liner art. 655 (pg. 172).

296S Straight lockshield, female thread

SIZE	PRESSURE	CODE	PACKING
3/8" (DN 10)	10bar/145psi	2960038S	12/132
1/2" (DN 15)	10bar/145psi	2960012S	12/132
3/4" (DN 20)	10bar/145psi	2960034S	10/80



INFO Body in nickel-plated brass.
Maximum working temperature: 110°C.
Threads: ISO 228 (equivalent to DIN EN ISO 228 and BS EN ISO 228).
Suitable for thermostatic control heads art. 891, art. 891R, art. 891SD.

994V Angle convertible valve with handle, female thread

SIZE	PRESSURE	CODE	PACKING
3/8" (DN 10)	10bar/145psi	9940038V	4/120
1/2" (DN 15)	10bar/145psi	9940012V	4/84

To be used with iron piping or, together with an Itap-Fit® connector (art. 618 pg.172), with copper, crosslinked polyethylene (PEX) or polybutylene.

994C Angle convertible valve with cap, female thread

SIZE	PRESSURE	CODE	PACKING
3/8" (DN 10)	10bar/145psi	9940038C	4/96
1/2" (DN 15)	10bar/145psi	9940012C	4/96



In the case of use with PEX or polybutylene it is also requested the use of the liner art. 655 (pg. 172).

396S Angle lockshield, female thread

SIZE	PRESSURE	CODE	PACKING
3/8" (DN 10)	10bar/145psi	3960038S	12/132
1/2" (DN 15)	10bar/145psi	3960012S	12/156
3/4" (DN 20)	10bar/145psi	3960034S	10/80



895V Straight convertible valve with handle, male thread

SIZE	PRESSURE	CODE	PACKING
3/8" (DN 10)	10bar/145psi	8950038V	4/120
1/2" (DN 15)	10bar/145psi	8950012V	4/84

To be used with multilayer, PEX or polybutylene piping, together with 595M or 510 Multi-Fit® connectors (pg.164).

895C Straight convertible valve with cap, male thread


SIZE	PRESSURE	CODE	PACKING
3/8" (DN 10)	10bar/145psi	8950038C	4/96
1/2" (DN 15)	10bar/145psi	8950012C	4/96



Suitable also for copper piping, together with a compression fitting art. 595 (pg.175).

297S Straight lockshield, male thread

SIZE	PRESSURE	CODE	PACKING
3/8" (DN 10)	10bar/145psi	2970038S	12/192
1/2" (DN 15)	10bar/145psi	2970012S	12/156



The male thread "G" is equipped with a conical seat and inner diameter mm.16.

995V Angle convertible valve with handle, male thread

SIZE	PRESSURE	CODE	PACKING
3/8" (DN 10)	10bar/145psi	9950038V	4/120
1/2" (DN 15)	10bar/145psi	9950012V	4/84

To be used with multilayer, PEX or polybutylene piping, together with 595M or 510 Multi-Fit® connectors (pg.164).

995C Angle convertible valve with cap, male thread

SIZE	PRESSURE	CODE	PACKING
3/8" (DN 10)	10bar/145psi	9950038C	4/96
1/2" (DN 15)	10bar/145psi	9950012C	4/96



Suitable also for copper piping, together with a compression fitting art. 595 (pg.175).

397S Angle lockshield, male thread


SIZE	PRESSURE	CODE	PACKING
3/8" (DN 10)	10bar/145psi	3970038S	12/132
1/2" (DN 15)	10bar/145psi	3970012S	12/192



The male thread "G" is equipped with a conical seat and inner diameter mm.16.

INFO These valves can be preset in order to easily and precisely balance radiator-based heating systems.
The balancing is suitable for manual and thermostatic operation.
 Body in nickel-plated brass.
 Maximum working temperature: 110°C.
 Threads: ISO 228 (equivalent to DIN EN ISO 228 and BS EN ISO 228).
Suitable for thermostatic control heads art. 891, art. 891R, art. 891SD.

894CPS Straight convertible valve, female thread




SIZE	PRESSURE	CODE	PACKING
3/8" (DN 10)	10bar/145psi	8940038CPS	4/96
1/2" (DN 15)	10bar/145psi	8940012CPS	4/96
3/4" (DN 20)	10bar/145psi	8940034CPS	10/80

To be used with iron piping or, together with an Itap-Fit® connector (art. 618 pg.172), with copper, crosslinked polyethylene (PEX) or polybutylene.



994CPS Angle convertible valve, female thread




SIZE	PRESSURE	CODE	PACKING
3/8" (DN 10)	10bar/145psi	9940038CPS	4/96
1/2" (DN 15)	10bar/145psi	9940012CPS	4/96
3/4" (DN 20)	10bar/145psi	9940034CPS	10/80

In the case of use with PEX or polybutylene it is also requested the use of the liner art. 655 (pg. 172).



895CPS Straight convertible valve, male thread




SIZE	PRESSURE	CODE	PACKING
3/8" (DN 10)	10bar/145psi	8950038CPS	4/96
1/2" (DN 15)	10bar/145psi	8950012CPS	4/96


To be used with multilayer, PEX or polybutylene piping, together with 595M or 510 Multi-Fit® connectors (pg.164).



Suitable also for copper piping, together with a compression fitting art. 595 (pg.175).



995CPS Angle convertible valve, male thread



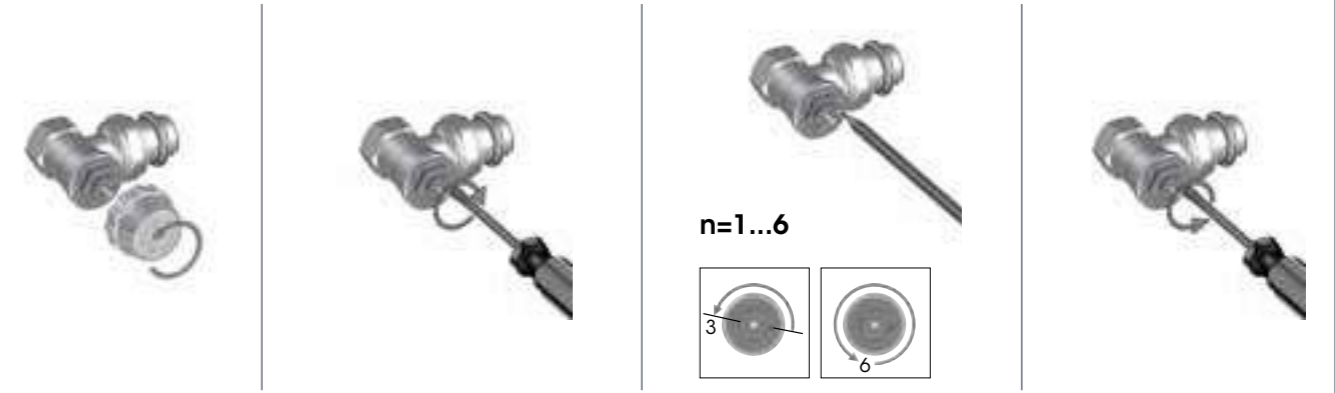
SIZE	PRESSURE	CODE	PACKING
3/8" (DN 10)	10bar/145psi	9950038CPS	4/96
1/2" (DN 15)	10bar/145psi	9950012CPS	4/96

The male thread "G" is equipped with a conical seat and inner diameter mm.16.



PRE-SETTING PRE-SETTING REGULATION

3/8" - 1/2" Turn the pre-setting screw until stop.
 Mark the position of the screw-driver slot as reference point, then turn anti-clockwise according to the above pressure drop and flow rate charts.

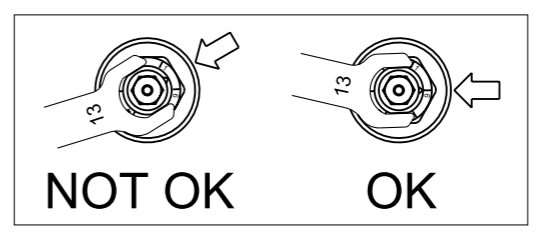


Pre-setting above 3 are unsuitable for operation with thermostatic heads and should only be used with actuators (open/close operation).

Normal flow rate according to different pre-setting positions (using the thermostatic head)
 Qms (l/h) with Δp 10 kPa

3/8" - 1/2"	1	2	3	4	5	6	Max	Qmn
994CPS/ 995CPS	90	180	210	210	210	210	210	210
894CPS / 895CPS	108	180	210	210	210	210	210	210
±%	60	30	20	10	10	10	10	10


3/4" Use a wrench (13 mm) to set the index on one of the numbers (the selector cannot be positioned between two numbers).



Normal flow rate according to different pre-setting positions (using the thermostatic head)
 Qms (l/h) with Δp 10 kPa

3/4"	1	2	3	4	5	6
994CPS	30	60	95	130	210	305
894CPS	30	60	95	130	210	270
±%	60	30	20	10	10	10


891 **Thermostatic control head with oil-filled element**



CODE	PACKING
891	1/100

Scale values: * to 5.
Adjustable temperature range: 6,5°C, 28°C.
Antifreeze position set: 6,5°C.
Device to restrict or lock temperature setting included.
Hysteresis: 0,5K.
Water temperature effect (W): 0,75K.
Response time: (Z): 30min.
Maximum differential pressure: 1,5 bar.


891SD **Thermostatic control head with remote sensor**



CODE	PACKING
891SD	1/32

Scale values: * to 5.
Adjustable temperature range: 6,5°C, 28°C.
Antifreeze position set: 6,5°C.
Device to restrict or lock temperature setting included.
Hysteresis: 0,5K.
Maximum differential pressure: 1,5 bar.
Length of the capillary pipe: m. 2.


891GA **Tamper-proof cap for thermostatic control heads**



CODE	PACKING
891GA	75/600


Available for thermostatic control heads art. 891 and art. 891SD.

891R **Thermostatic control head with oil-filled element**

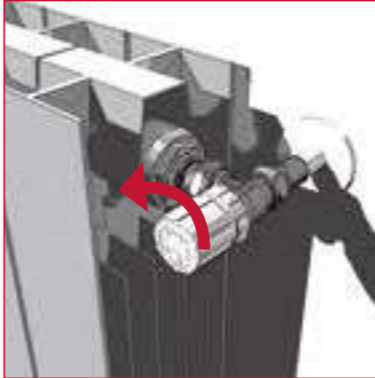

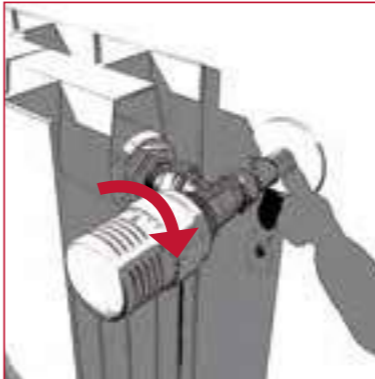


CODE	PACKING
891R	1/120

Scale values: 0 to 5.
Adjustable temperature range: 0°C, 28°C.
Antifreeze position set: 5 °C.
Device to restrict or lock temperature setting included.
Hysteresis: 0,80K.
Water temperature effect (W): 0,80K.
Response time: (Z): 30min.
Maximum differential pressure: 1,5 bar.
Energy efficiency class: A.



THERMOSTATIC CONTROL HEAD INSTALLATION

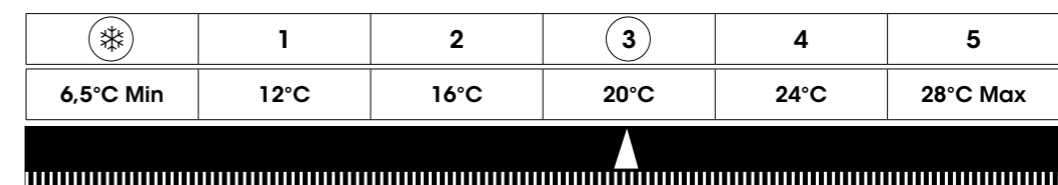




Convertible valves can be coupled to thermostatic control heads by a simple operation. This conversion into thermostatic valve can be implemented even in a working installation.


1. Remove the handle.
2. Rotate the thermostatic control head to full open (position 5).
3. Draw the control head close to the valve keeping the reference index fully visible, then manually screw the nickel-plated ring all the way to the blocking point. Do not position the control head vertically.


THE THERMOSTATIC VALVE ALLOWS TO GET A CONSTANTLY IDEAL TEMPERATURE IN THE DIFFERENT ROOMS WITH ENERGY SAVINGS UP TO 20%


The thermostatic valve for radiators is the simplest device of automatic control of the ambient temperature. When the temperature exceeds the desired level, the sensitive element dilates and it produces the shutting or the appropriate reduction of the hot water flow, therefore lowering the heat supplied by the radiator. When the ambient temperature decreases, the sensitive element will contract, causing the hot water flow to increase and therefore the radiator increases its heat.





INFO Body in nickel-plated brass.
Maximum working temperature: 110°C.
Threads: ISO 228 (equivalent to DIN EN ISO 228 and BS EN ISO 228).


	294	Straight manual valve		
	SIZE	PRESSURE	CODE	PACKING
	1/2" (DN 15)	10bar/145psi	2940012	12/96
	3/4" (DN 20)	10bar/145psi	2940034	8/64


	296	Straight lockshield		
	SIZE	PRESSURE	CODE	PACKING
	1/2" (DN 15)	10bar/145psi	2960012	12/156
	3/4" (DN 20)	10bar/145psi	2960034	8/104


	394	Angle manual valve		
	SIZE	PRESSURE	CODE	PACKING
	3/8" (DN 10)	10bar/145psi	3940038	12/96
	1/2" (DN 15)	10bar/145psi	3940012	12/144
	3/4" (DN 20)	10bar/145psi	3940034	8/104

	396	Angle lockshield		
	SIZE	PRESSURE	CODE	PACKING
	3/8" (DN 10)	10bar/145psi	3960038	12/156
	1/2" (DN 15)	10bar/145psi	3960012	12/156
	3/4" (DN 20)	10bar/145psi	3960034	8/104

	295	Straight manual valve		
	SIZE	PRESSURE	CODE	PACKING
	1/2" (DN 15)	10bar/145psi	2950012	12/96

	297	Straight lockshield		
	SIZE	PRESSURE	CODE	PACKING
	1/2" (DN 15)	10bar/145psi	2970012	12/156

	395	Angle manual valve		
	SIZE	PRESSURE	CODE	PACKING
	3/8" (DN 10)	10bar/145psi	3950038	12/96
	1/2" (DN 15)	10bar/145psi	3950012	12/96

	397	Angle lockshield		
	SIZE	PRESSURE	CODE	PACKING
	3/8" (DN 10)	10bar/145psi	3970038	12/156
	1/2" (DN 15)	10bar/145psi	3970012	12/156

CERT  294 - 295
296 - 297
394 - 395
396 - 397

To be used with iron piping or, together with an Itap-Fit® connector (art. 618 pg.172), with copper, crosslinked polyethylene (PEX) or polybutylene.



In the case of use with PEX or polybutylene it is also requested the use of the liner art. 655 (pg. 172).



To be used with multilayer, PEX or polybutylene piping, together with 595M or 510 Multi-Fit® connectors (pg.164).





Suitable also for copper piping, together with a compression fitting art. 595 (pg.175).





The male thread "G" is equipped with a conical seat and inner diameter mm.16.


INFO Body in nickel-plated brass.
Maximum working temperature: 110°C.
Threads: ISO 228 (equivalent to DIN EN ISO 228 and BS EN ISO 228).


	294S	Straight manual valve		
	SIZE	PRESSURE	CODE	PACKING
	1/2" (DN 15)	10bar/145psi	2940012S	12/96
	3/4" (DN 20)	10bar/145psi	2940034S	10/80


	296S	Straight lockshield		
	SIZE	PRESSURE	CODE	PACKING
	3/8" (DN 10)	10bar/145psi	2960038S	12/132
	1/2" (DN 15)	10bar/145psi	2960012S	12/132
	3/4" (DN 20)	10bar/145psi	2960034S	10/80


	394S	Angle manual valve		
	SIZE	PRESSURE	CODE	PACKING
	3/8" (DN 10)	10bar/145psi	3940038S	12/96
	1/2" (DN 15)	10bar/145psi	3940012S	12/96
	3/4" (DN 20)	10bar/145psi	3940034S	10/80


	396S	Angle lockshield		
	SIZE	PRESSURE	CODE	PACKING
	3/8" (DN 10)	10bar/145psi	3960038S	12/132
	1/2" (DN 15)	10bar/145psi	3960012S	12/156
	3/4" (DN 20)	10bar/145psi	3960034S	10/80

	295S	Straight manual valve		
	SIZE	PRESSURE	CODE	PACKING
	1/2" (DN 15)	10bar/145psi	2950012S	12/96

	297S	Straight lockshield		
	SIZE	PRESSURE	CODE	PACKING
	3/8" (DN 10)	10bar/145psi	2970038S	12/192
	1/2" (DN 15)	10bar/145psi	2970012S	12/156

	395S	Angle manual valve		
	SIZE	PRESSURE	CODE	PACKING
	3/8" (DN 10)	10bar/145psi	3950038S	12/96
	1/2" (DN 15)	10bar/145psi	3950012S	12/96

	397S	Angle lockshield		
	SIZE	PRESSURE	CODE	PACKING
	3/8" (DN 10)	10bar/145psi	3970038S	12/132
	1/2" (DN 15)	10bar/145psi	3970012S	12/192

CERT  294S - 295S
296S - 297S
394S - 395S
396S - 397S

To be used with iron piping or, together with an Itap-Fit® connector (art. 618 pg.172), with copper, crosslinked polyethylene (PEX) or polybutylene.



In the case of use with PEX or polybutylene it is also requested the use of the liner art. 655 (pg. 172).



To be used with multilayer, PEX or polybutylene piping, together with 595M or 510 Multi-Fit® connectors (pg.164).



Suitable also for copper piping, together with a compression fitting art. 595 (pg.175).



The male thread "G" is equipped with a conical seat and inner diameter mm.16.

INFO Body in nickel-plated brass.
 Art. 305: floor connections.
 Art. 315: wall connections.
 Radiator connections: 3/4" flat seat.
 Pipe connection: 3/4" Eurokonus.
 Centres distance: mm.50.
 Working temperatures: -10°C, 90°C.
 Threads: ISO 228 (equivalent to DIN EN ISO 228 and BS EN ISO 228).

305 Straight two-pipe valve



SIZE	PRESSURE	CODE	PACKING
3/4" (DN 20) EUROKONUS	10bar/145psi	3050034	6/96

315 Angle two-pipe valve



SIZE	PRESSURE	CODE	PACKING
3/4" (DN 20) EUROKONUS	10bar/145psi	3150034	6/96

306 Fittings for panel radiators, with thread 1/2"F



SIZE	CODE	PACKING
1/2" - 3/4"	3060012034	48/528

306K Adapter for panel radiators, with thread 3/4"M



CODE	PACKING
306K	2/600

286 Plastic rosette



SIZE	CODE	PACKING
12	2860012	25/1000
14	2860014	25/1000
15	2860015	25/1000
16	2860016	25/1000
18	2860018	25/1000



INFO Bidirectional electric actuators.
 Supplied with an auxiliary microswitch.
 Case in nylon.
 Power supply voltage: 230V or 24V.
 Power consumption: 4VA.
 Minimum and maximum working ambient temperature: -5°C, 70°C.
 Class of protection: IP54.
 Capacity of the auxiliary connection: 2A.
 Operating time: 25 or 50 seconds.
 Angle of rotation: 90°.
 Starting torque:
 - 50" model: 10Nm;
 - 25" model: 5Nm.

990 Electric actuator for zone ball valves



SIZE	CODE	PACKING
230V x 25sec	99023025	1/18
230V x 50sec	99023050	1/18

991 Electric actuator for zone ball valves with manual unlocking device



SIZE	CODE	PACKING
230V x 25sec	99123025	1/18
230V x 50sec	99123050	1/18
24V x 50sec	99102450	1/18

989 Electric actuator for zone ball valves




SIZE	CODE	PACKING
230V x 90sec	98923090	1/18

Unidirectional electric actuators.
 Case in Kelon® (Ceramic + Nylon)
 Power supply voltage: 230V.
 Power consumption: 4VA.
 Minimum and maximum working ambient temperature: 0°C, 55°C.
 Class of protection: IP44.
 Operating time: 90 seconds.
 Angle of rotation: 90°.
 Starting torque: 10Nm
Suitable for 2-way zone ball valves art.980 and 981.




INFO Body in nickel-plated brass.
Full flow ball.
Maximum working pressure: 16 bar.
Maximum differential pressure: 10bar.
Minimum and maximum working temperatures: -10°C (with antifreeze solution), 100°C.
Threads: ISO 228 (equivalent to DIN EN ISO 228 and BS EN ISO 228).
Suitable for the electric actuators art. 990 and 991.
Art.980 and 981 suitable for the electric actuators 989, 990 and 991.

980 2-way zone ball valve




SIZE	PRESSURE	CODE	PACKING
3/4" (DN 20)	16bar/232psi	9800034	1/30
1" (DN 25)	16bar/232psi	9800100	1/30
1 1/4" (DN 32)	16bar/232psi	9800114	1/30

981 2-way zone ball valve with double union connection




SIZE	PRESSURE	CODE	PACKING
3/4" (DN 20)	16bar/232psi	9810034	1/30
1" (DN 25)	16bar/232psi	9810100	1/30
1 1/4" (DN 32)	16bar/232psi	9810114	1/16


982 3-way diverter zone ball valve




SIZE	PRESSURE	CODE	PACKING
3/4" (DN 20)	16bar/232psi	9820034	1/30
1" (DN 25)	16bar/232psi	9820100	1/18



984 3-way zone ball valve



SIZE	PRESSURE	CODE	PACKING
3/4" (DN 20)	16bar/232psi	9840034	1/30
1" (DN 25)	16bar/232psi	9840100	1/24




Open position. By-pass position.


CERT 

INFO Body in nickel-plated brass.
Full flow ball.
Balanced by-pass.
Adjustable thread centres distance:
-3/4": mm.49 to mm.63;
-1": mm.55 to mm.63
Maximum working pressure: 16 bar.
Maximum differential pressure: 10bar.
Minimum and maximum working temperatures: -10°C (with antifreeze solution), 100°C.
Threads: ISO 228 (equivalent to DIN EN ISO 228 and BS EN ISO 228).
Suitable for the electric actuators art. 990 and 991.

986 4-way zone ball valve




SIZE	PRESSURE	CODE	PACKING
3/4" (DN 20)	16bar/232psi	9860034	1/18
1" (DN 25)	16bar/232psi	9860100	1/10



Open position. By-pass position.

INFO By-pass tee in nickel-plated brass.
Minimum and maximum working temperatures: -10°C (with antifreeze solution), 100°C.
Threads: ISO 228 (equivalent to DIN EN ISO 228 and BS EN ISO 228).
Suitable for zone valve art. 984 and installable in metal boxes art. 498, together with brass manifolds art. 850-860 and stainless steel manifolds art. 852-862.


988 By-pass kit for zone ball valves



SIZE	PRESSURE	CODE	PACKING
3/4" (DN 20)	10bar/145psi	9880034	1/30
1" (DN 25)	10bar/145psi	9880100	1/24

CERT 


450 Modular distribution manifold, 1/2" female outlets



SIZE	PRESSURE	CODE	PACKING
3/4" x 2	10bar/145psi	450003402	12/120
3/4" x 3	10bar/145psi	450003403	8/80
3/4" x 4	10bar/145psi	450003404	6/60
1" x 2	10bar/145psi	450010002	12/96
1" x 3	10bar/145psi	450010003	8/64
1" x 4	10bar/145psi	450010004	6/48

Distribution manifold with female outlets.
Suitable for fittings for copper, PEX, polybutylene or multilayer piping.
Body in forged, nickel-plated brass.
Centres distance: mm.38.
Maximum working temperature: 110°C.
Threads: ISO 228 (equivalent to DIN EN ISO 228 and BS EN ISO 228).


455 Modular distribution manifold, 1/2" male outlets, conical seat



SIZE	PRESSURE	CODE	PACKING
3/4" x 2	10bar/145psi	455003402	12/120
3/4" x 3	10bar/145psi	455003403	8/80
3/4" x 4	10bar/145psi	455003404	6/60
1" x 2	10bar/145psi	455010002	12/96
1" x 3	10bar/145psi	455010003	8/64
1" x 4	10bar/145psi	455010004	6/48

Distribution manifold with male outlets.
Suitable for fittings for copper, PEX, polybutylene or multilayer piping.
Body in forged, nickel-plated brass.
Centres distance: mm.38.
Maximum working temperature: 110°C.
Threads: ISO 228 (equivalent to DIN EN ISO 228 and BS EN ISO 228).
The male thread "G" is equipped with a conical seat and inner diameter mm.16.


456 Modular distribution manifold, 1/2" male outlets, flat seat



SIZE	PRESSURE	CODE	PACKING
3/4" x 2	10bar/145psi	456003402	12/120
3/4" x 3	10bar/145psi	456003403	8/80
3/4" x 4	10bar/145psi	456003404	6/60

Distribution manifold with male outlets.
Suitable for fittings for copper, PEX, polybutylene or multilayer piping.
Body in forged brass.
Centres distance: mm.38.
Maximum working temperature: 110°C.
Threads: ISO 228 (equivalent to DIN EN ISO 228 and BS EN ISO 228).
The male thread "G" is equipped with a flat seat and inner diameter mm.14,5.


465 Modular distribution manifold with shut-off valves, 1/2" male outlets, conical seat



SIZE	PRESSURE	CODE	PACKING
3/4" x 2	10bar/145psi	465003402	4/76
3/4" x 3	10bar/145psi	465003403	4/52
3/4" x 4	10bar/145psi	465003404	4/32
1" x 2	10bar/145psi	465010002	4/52
1" x 3	10bar/145psi	465010003	4/32
1" x 4	10bar/145psi	465010004	4/32

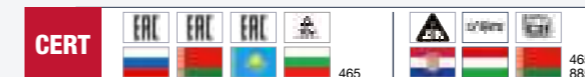

Distribution manifold with shut-off valves to the male outlets.
Suitable for fittings for copper, PEX, polybutylene or multilayer piping.
Body in forged, nickel-plated brass.
Centres distance: mm.38.
Maximum working temperature: 110 °C in absence of steam.
Threads: ISO 228 (equivalent to DIN EN ISO 228 and BS EN ISO 228).
The male thread "G" is equipped with a conical seat and inner diameter mm.16.

885 Dual distribution manifold, 1/2" male outlets, conical seat




SIZE	PRESSURE	CODE	PACKING
3/4"x2+2	10bar/145psi	88500340238	1/22
3/4"x4+4	10bar/145psi	88500340438	1/26
3/4"x6+6	10bar/145psi	88500340638	1/16
3/4"x8+8	10bar/145psi	88500340838	1/12
3/4"x10+10	10bar/145psi	88500341038	1/8

Dual distribution manifold with male outlets.
Suitable for fittings for copper, PEX, polybutylene or multilayer piping.
Body in casted, nickel-plated brass.
Maximum working temperature: 110°C.
Threads: ISO 228 (equivalent to DIN EN ISO 228 and BS EN ISO 228).
Centres distance: mm.38.
The male thread "G" is equipped with a conical seat and inner diameter mm.16.




499 Universal plastic box for manifolds



SIZE	CODE	PACKING
350x350x90	499350350	1/1
500x350x90	499500350	1/1
650x350x90	499650350	1/1
800x400x95	499800400	1/1

The cover is equipped with ventilation holes.
 Supplied with a removable shield to protect the manifolds from the plastering holes.
 Available sizes:
 mm.350xmm.350
 mm.500xmm.350
 mm.650xmm.350
 mm.800xmm.400
 Usable depth: mm.90, mm.95.
ITAP plastic box with the kit art. 499CS and 499CC is suitable for the use with manifolds of any manufacturer.


499CS Set to fix simple manifolds to the plastic box



CODE	PACKING
499CS	1/50

Consisting of: 2 long brackets, 2 short brackets, 4 plastic strips.
Suitable for simple forged or cast manifolds.

499CC Set to fix dual manifolds to the plastic box



CODE	PACKING
499CC	1/50

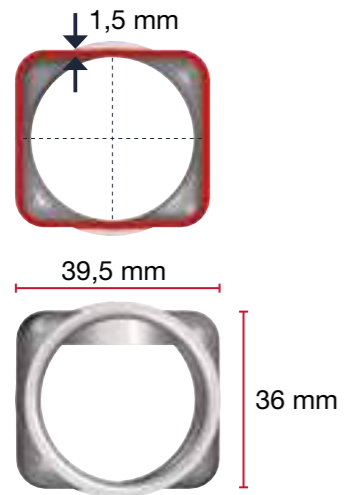
Consisting of: 2 brackets for dual manifolds, 2 plastic strips.
Suitable for dual manifolds.

STAINLESS STEEL MANIFOLDS

ITAP pre-assembled manifolds are used to distribute heat-transfer fluid inside a system. They can be used in traditional radiator systems or innovative under-floor radiant systems. As ITAP manifolds are made of stainless steel, they are particularly suitable for heating systems. If used in cooling systems, they must be insulated to prevent the formation of condensate on their surface.

The use of ITAP manifolds also allows all of the project parameters to be controlled, providing the perfect balance of each outlet. This avoids any unnecessary waste and ensures an elevated level of thermal comfort.

In the complete version the manifolds are equipped with flow rate regulation valves (flow meters), with cut-off valves set-up for electro-thermal actuator and with drain and air vent units. As an alternative to flow meters, it is possible to request the installation of regulation lockshields. Thanks to their increased cross-section, the flow and return bars allow a higher flow rate.



- FULL FLOW 1" SIZE**
- PREMIUM QUALITY MATERIAL: STAINLESS STEEL AISI 304L (1.4301)**
- MAXIMUM INLET FLOW RATE: 5m³/h**



SPECIFICATIONS OF PRE-ASSEMBLED MANIFOLDS	
Required fluid	water (maximum admissible percentage of glycol: 30%)
Maximum operating pressure with installed flow meters	6 bar
Maximum operating pressure with installed lockshields	10 bar
Maximum operating temperature with installed flow meters	70°C
Maximum operating temperature with installed lockshields	80°C
Main ISO 228 connections	1"
2 to 13 outlets	3/4" EUROKONUS
Outlet centre-distance	50 mm
Flow meter regulation	0-5 l/m
Flow meter precision	+/- 10%

INFO Manifolds in stainless steel AISI 304L with female outlets, suitable for fittings for copper, PEX, polybutylene or multilayer piping.
 Maximum working temperature: 110°C.
 Threads: ISO 228 (equivalent to DIN EN ISO 228 and BS EN ISO 228).
 Size of the outlets: 1/2" F.

852 Distribution manifold in stainless steel, centres distance mm.50




SIZE	PRESSURE	CODE	PACKING
1" x 2	10bar/145psi	85201000250	1/84
1" x 3	10bar/145psi	85201000350	1/60
1" x 4	10bar/145psi	85201000450	1/54
1" x 5	10bar/145psi	85201000550	1/54
1" x 6	10bar/145psi	85201000650	1/36
1" x 7	10bar/145psi	85201000750	1/24
1" x 8	10bar/145psi	85201000850	1/24
1" x 9	10bar/145psi	85201000950	1/24
1" x 10	10bar/145psi	85201001050	1/24
1" x 11	10bar/145psi	85201001150	1/24
1" x 12	10bar/145psi	85201001250	1/24
1" x 13	10bar/145psi	85201001350	1/20

862 Distribution manifold in stainless steel, bilateral outlets, centres distance mm.50




SIZE	PRESSURE	CODE	PACKING
1" x 2	10bar/145psi	86201000250	1/84
1" x 3	10bar/145psi	86201000350	1/60
1" x 4	10bar/145psi	86201000450	1/54
1" x 5	10bar/145psi	86201000550	1/54
1" x 6	10bar/145psi	86201000650	1/36
1" x 7	10bar/145psi	86201000750	1/24
1" x 8	10bar/145psi	86201000850	1/24
1" x 9	10bar/145psi	86201000950	1/24
1" x 10	10bar/145psi	86201001050	1/24
1" x 11	10bar/145psi	86201001150	1/24
1" x 12	10bar/145psi	86201001250	1/24
1" x 13	10bar/145psi	86201001350	1/20



100% TESTED

907C Complete pre-assembled manifold, with flow meters




SIZE	PRESSURE	CODE	PACKING
1"x3/4"x2	6bar/87psi	9070010002034C	1/1
1"x3/4"x3	6bar/87psi	9070010003034C	1/1
1"x3/4"x4	6bar/87psi	9070010004034C	1/1
1"x3/4"x5	6bar/87psi	9070010005034C	1/1
1"x3/4"x6	6bar/87psi	9070010006034C	1/1
1"x3/4"x7	6bar/87psi	9070010007034C	1/1
1"x3/4"x8	6bar/87psi	9070010008034C	1/1
1"x3/4"x9	6bar/87psi	9070010009034C	1/1
1"x3/4"x10	6bar/87psi	9070010010034C	1/1
1"x3/4"x11	6bar/87psi	9070010011034C	1/1
1"x3/4"x12	6bar/87psi	9070010012034C	1/1
1"x3/4"x13	6bar/87psi	9070010013034C	1/1

Consisting of:

- 1 return manifold in stainless steel AISI 304L with shut-off valves preset for electrothermal actuators
- 1 flow manifold in stainless steel AISI 304L with flow meters
- 2 complete metal brackets
- 2 shut-off ball valves with thermometers
- 2 end pieces with air vent valve and drain cock
- Available on demand with deeper mounting brackets art. 498ST (pg. 100) without extra-charge.

Available sizes: 1"
 Maximum working pressure: 6 bar (10 bar for installation test)
 Maximum working temperature: 70°C
 Threads: ISO 228 (equivalent to DIN EN ISO 228 and BS EN ISO 228).
 Outlets: from 2 to 13, 3/4" Eurokonus.
 Outlet centre distance: mm.50.
 In case of use of electric actuators Art. 891M and 891MR, it is suggested to use the off-centre by-pass kit Art. 860BY.
ATTENTION: manifolds will be supplied mounted on the brackets; accessories will be supplied separately, inside the same box.

912C Complete pre-assembled manifold, with lockshields



SIZE	PRESSURE	CODE	PACKING
1"x3/4"x2	10bar/145psi	9120010002034C	1/1
1"x3/4"x3	10bar/145psi	9120010003034C	1/1
1"x3/4"x4	10bar/145psi	9120010004034C	1/1
1"x3/4"x5	10bar/145psi	9120010005034C	1/1
1"x3/4"x6	10bar/145psi	9120010006034C	1/1
1"x3/4"x7	10bar/145psi	9120010007034C	1/1
1"x3/4"x8	10bar/145psi	9120010008034C	1/1
1"x3/4"x9	10bar/145psi	9120010009034C	1/1
1"x3/4"x10	10bar/145psi	9120010010034C	1/1
1"x3/4"x11	10bar/145psi	9120010011034C	1/1
1"x3/4"x12	10bar/145psi	9120010012034C	1/1
1"x3/4"x13	10bar/145psi	9120010013034C	1/1

Consisting of:


- 1 return manifold in stainless steel AISI 304L with shut-off valves preset for electrothermal actuators
- 1 flow manifold in stainless steel AISI 304L with lockshields
- 2 complete metal brackets
- 2 shut-off ball valves with thermometers
- 2 end pieces with air vent valve and drain cock
- Available on demand with deeper mounting brackets art. 498ST (pg. 100) without extra-charge.

Available sizes: 1"
 Maximum working pressure: 10 bar
 Maximum working temperature: 80°C
 Threads: ISO 228 (equivalent to DIN EN ISO 228 and BS EN ISO 228).
 Outlets: from 2 to 13, 3/4" Eurokonus.
 Outlet centre distance: mm.50.
 In case of use of electric actuators Art. 891M and 891MR, it is suggested to use the off-centre by-pass kit Art. 860BY.
ATTENTION: manifolds will be supplied mounted on the brackets; accessories will be supplied separately, inside the same box.



100% TESTED

917C Pre-assembled manifold with flow meters




SIZE	PRESSURE	CODE	PACKING
1"x3/4"x2	6bar/87psi	9170010002034C	1/1
1"x3/4"x3	6bar/87psi	9170010003034C	1/1
1"x3/4"x4	6bar/87psi	9170010004034C	1/1
1"x3/4"x5	6bar/87psi	9170010005034C	1/1
1"x3/4"x6	6bar/87psi	9170010006034C	1/1
1"x3/4"x7	6bar/87psi	9170010007034C	1/1
1"x3/4"x8	6bar/87psi	9170010008034C	1/1
1"x3/4"x9	6bar/87psi	9170010009034C	1/1
1"x3/4"x10	6bar/87psi	9170010010034C	1/1
1"x3/4"x11	6bar/87psi	9170010011034C	1/1
1"x3/4"x12	6bar/87psi	9170010012034C	1/1
1"x3/4"x13	6bar/87psi	9170010013034C	1/1

Consisting of:

- 1 return manifold in stainless steel AISI 304L with shut-off valves preset for electrothermal actuators
- 1 flow manifold in stainless steel AISI 304L with flow meters
- 2 complete metal brackets
- Available on demand with deeper mounting brackets art. 498ST (pg. 100) without extra-charge.

Available sizes: 1"
 Maximum working pressure: 6 bar (10 bar for installation test)
 Maximum working temperature: 70°C
 Threads: ISO 228 (equivalent to DIN EN ISO 228 and BS EN ISO 228).
 Outlets: from 2 to 13, 3/4" Eurokonus.
 Outlet centre distance: mm.50.
 In case of use of electric actuators Art. 891M and 891MR, it is suggested to use the off-centre by-pass kit Art. 860BY.
ATTENTION: manifolds will be supplied mounted on the brackets; accessories will be supplied separately, inside the same box.

917CDE Pre-assembled manifold with flow meters, air vent valve and drain cock



SIZE	PRESSURE	CODE	PACKING
1"x3/4"x2	6bar/87psi	9170010002034CDE	1/1
1"x3/4"x3	6bar/87psi	9170010003034CDE	1/1
1"x3/4"x4	6bar/87psi	9170010004034CDE	1/1
1"x3/4"x5	6bar/87psi	9170010005034CDE	1/1
1"x3/4"x6	6bar/87psi	9170010006034CDE	1/1
1"x3/4"x7	6bar/87psi	9170010007034CDE	1/1
1"x3/4"x8	6bar/87psi	9170010008034CDE	1/1
1"x3/4"x9	6bar/87psi	9170010009034CDE	1/1
1"x3/4"x10	6bar/87psi	9170010010034CDE	1/1
1"x3/4"x11	6bar/87psi	9170010011034CDE	1/1
1"x3/4"x12	6bar/87psi	9170010012034CDE	1/1

Consisting of:

- 1 return manifold in stainless steel AISI 304L with shut-off valves preset for electrothermal actuators
- 1 flow manifold in stainless steel AISI 304L with flow meters
- 2 complete metal brackets
- 2 drain cocks
- 2 air vent valves
- Available on demand with deeper mounting brackets art. 498ST (pg. 100) without extra-charge.

Available sizes: 1"
 Maximum working pressure: 6 bar (10 bar for installation test)
 Maximum working temperature: 70°C
 Threads: ISO 228 (equivalent to DIN EN ISO 228 and BS EN ISO 228).
 Outlets: from 2 to 12, 3/4" Eurokonus.
 Outlet centre distance: mm.50.
 In case of use of electric actuators Art. 891M and 891MR, it is suggested to use the off-centre by-pass kit Art. 860BY.
ATTENTION: manifolds will be supplied mounted on the brackets.



100% TESTED

918C Pre-assembled manifold with flow meters, air vent valve and drain cock



SIZE	PRESSURE	CODE	PACKING
1"x3/4"x2	6bar/87psi	9180010002034C	1/1
1"x3/4"x3	6bar/87psi	9180010003034C	1/1
1"x3/4"x4	6bar/87psi	9180010004034C	1/1
1"x3/4"x5	6bar/87psi	9180010005034C	1/1
1"x3/4"x6	6bar/87psi	9180010006034C	1/1
1"x3/4"x7	6bar/87psi	9180010007034C	1/1
1"x3/4"x8	6bar/87psi	9180010008034C	1/1
1"x3/4"x9	6bar/87psi	9180010009034C	1/1
1"x3/4"x10	6bar/87psi	9180010010034C	1/1
1"x3/4"x11	6bar/87psi	9180010011034C	1/1
1"x3/4"x12	6bar/87psi	9180010012034C	1/1
1"x3/4"x13	6bar/87psi	9180010013034C	1/1

Consisting of:

- 1 return manifold in stainless steel AISI 304L with shut-off valves preset for electrothermal actuators
- 1 flow manifold in stainless steel AISI 304L with flow meters
- 2 adjustable end pieces with drain valve and manual air vent valve
- 2 complete metal brackets
- Available on demand with deeper mounting brackets art. 498ST (pg. 100) without extra-charge.

Available sizes: 1"
 Maximum working pressure: 6 bar (10 bar for installation test)
 Maximum working temperature: 70°C
 Threads: ISO 228 (equivalent to DIN EN ISO 228 and BS EN ISO 228).
 Outlets: from 2 to 13, 3/4" Eurokonus.
 Outlet centre distance: mm.50.
 In case of use of electric actuators Art. 891M and 891MR, it is suggested to use the off-centre by-pass kit Art. 860BY.
ATTENTION: manifolds will be supplied mounted on the brackets.

922C Pre-assembled manifold with lockshields




SIZE	PRESSURE	CODE	PACKING
1"x3/4"x2	10bar/145psi	9220010002034C	1/1
1"x3/4"x3	10bar/145psi	9220010003034C	1/1
1"x3/4"x4	10bar/145psi	9220010004034C	1/1
1"x3/4"x5	10bar/145psi	9220010005034C	1/1
1"x3/4"x6	10bar/145psi	9220010006034C	1/1
1"x3/4"x7	10bar/145psi	9220010007034C	1/1
1"x3/4"x8	10bar/145psi	9220010008034C	1/1
1"x3/4"x9	10bar/145psi	9220010009034C	1/1
1"x3/4"x10	10bar/145psi	9220010010034C	1/1
1"x3/4"x11	10bar/145psi	9220010011034C	1/1
1"x3/4"x12	10bar/145psi	9220010012034C	1/1
1"x3/4"x13	10bar/145psi	9220010013034C	1/1

Consisting of:

- 1 return manifold in stainless steel AISI 304L with shut-off valves preset for electrothermal actuators
- 1 flow manifold in stainless steel AISI 304L with lockshields
- 2 complete metal brackets
- Available on demand with deeper mounting brackets art. 498ST (pg. 100) without extra-charge.

Available sizes: 1"
 Maximum working pressure: 10 bar
 Maximum working temperature: 80°C
 Threads: ISO 228 (equivalent to DIN EN ISO 228 and BS EN ISO 228).
 Outlets: from 2 to 13, 3/4" Eurokonus.
 Outlet centre distance: mm.50.
 In case of use of electric actuators Art. 891M and 891MR, it is suggested to use the off-centre by-pass kit Art. 860BY.
ATTENTION: manifolds will be supplied mounted on the brackets.



100% TESTED

922MO Pre-assembled manifold with air-vent valves



SIZE	PRESSURE	CODE	PACKING
1"x3/4"x2	10bar/145psi	9220010002034MO	1/1
1"x3/4"x3	10bar/145psi	9220010003034MO	1/1
1"x3/4"x4	10bar/145psi	9220010004034MO	1/1
1"x3/4"x5	10bar/145psi	9220010005034MO	1/1
1"x3/4"x6	10bar/145psi	9220010006034MO	1/1
1"x3/4"x7	10bar/145psi	9220010007034MO	1/1
1"x3/4"x8	10bar/145psi	9220010008034MO	1/1
1"x3/4"x9	10bar/145psi	9220010009034MO	1/1
1"x3/4"x10	10bar/145psi	9220010010034MO	1/1
1"x3/4"x11	10bar/145psi	9220010011034MO	1/1
1"x3/4"x12	10bar/145psi	9220010012034MO	1/1

Consisting of:

- 1 return manifold in stainless steel AISI 304L with air vent valve
- 1 flow manifold in stainless steel AISI 304L with air vent valve
- 2 complete metal brackets
- Available on demand with deeper mounting brackets art. 498ST (pg. 100) without extra-charge.

Available sizes: 1"
 Maximum working pressure: 10 bar
 Maximum working temperature: 80°C
 Threads: ISO 228 (equivalent to DIN EN ISO 228 and BS EN ISO 228).
 Outlets: from 2 to 12, 3/4" Eurokonus.
 Outlet centre distance: mm.50.
ATTENTION: manifolds will be supplied mounted on the brackets.

917CDEB Pre-assembled manifold with flow meters, air vent valve and drain cock – Automatic flow control




SIZE	PRESSURE	CODE	PACKING
1"x3/4"x2	6bar/87psi	9170010002034CDEB	1/1
1"x3/4"x3	6bar/87psi	9170010003034CDEB	1/1
1"x3/4"x4	6bar/87psi	9170010004034CDEB	1/1
1"x3/4"x5	6bar/87psi	9170010005034CDEB	1/1
1"x3/4"x6	6bar/87psi	9170010006034CDEB	1/1
1"x3/4"x7	6bar/87psi	9170010007034CDEB	1/1
1"x3/4"x8	6bar/87psi	9170010008034CDEB	1/1
1"x3/4"x9	6bar/87psi	9170010009034CDEB	1/1
1"x3/4"x10	6bar/87psi	9170010010034CDEB	1/1
1"x3/4"x11	6bar/87psi	9170010011034CDEB	1/1
1"x3/4"x12	6bar/87psi	9170010012034CDEB	1/1

Consisting of:


- 1 stainless steel AISI 304L return manifold with thermostatic insert Heimeier Eclipse®
- 1 flow manifold in stainless steel AISI 304L with flow meters
- 2 complete metal brackets
- 2 drain cocks
- 2 air vent valves
- Available on demand with deeper mounting brackets art. 498ST (pg. 100) without extra-charge.

Available sizes: 1"
 Maximum working pressure: 6 bar
 Maximum working temperature: 70°C
 Threads: ISO 228 (equivalent to DIN EN ISO 228 and BS EN ISO 228).
 Outlets: from 2 to 12, 3/4" Eurokonus.
 Outlet centre distance: mm.50.
ATTENTION: manifolds will be supplied mounted on the brackets.



100% TESTED

918CB Pre-assembled manifold with flow meters, air vent valve and drain cock – Automatic flow control




SIZE	PRESSURE	CODE	PACKING
1"x3/4"x2	6bar/87psi	9180010002034CB	1/1
1"x3/4"x3	6bar/87psi	9180010003034CB	1/1
1"x3/4"x4	6bar/87psi	9180010004034CB	1/1
1"x3/4"x5	6bar/87psi	9180010005034CB	1/1
1"x3/4"x6	6bar/87psi	9180010006034CB	1/1
1"x3/4"x7	6bar/87psi	9180010007034CB	1/1
1"x3/4"x8	6bar/87psi	9180010008034CB	1/1
1"x3/4"x9	6bar/87psi	9180010009034CB	1/1
1"x3/4"x10	6bar/87psi	9180010010034CB	1/1
1"x3/4"x11	6bar/87psi	9180010011034CB	1/1
1"x3/4"x12	6bar/87psi	9180010012034CB	1/1
1"x3/4"x13	6bar/87psi	9180010013034CB	1/1


Consisting of:

- 1 stainless steel AISI 304L return manifold with thermostatic insert Heimeier Eclipse®
- 1 flow manifold in stainless steel AISI 304L with flow meters
- 2 adjustable end pieces with drain valve and manual air vent valve
- 2 complete metal brackets
- Available on demand with deeper mounting brackets art. 498ST (pg. 100) without extra-charge.

Available sizes: 1"
 Maximum working pressure: 6 bar
 Maximum working temperature: 70°C
 Threads: ISO 228 (equivalent to DIN EN ISO 228 and BS EN ISO 228).
 Outlets: from 2 to 13, 3/4" Eurokonus.
 Outlet centre distance: mm.50.
ATTENTION: manifolds will be supplied mounted on the brackets.

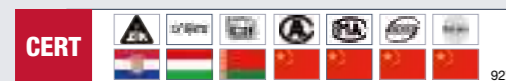


927 Single manifold with lockshields




SIZE	PRESSURE	CODE	PACKING
1"x3/4"x2	10bar/145psi	9270010002034	1/38
1"x3/4"x3	10bar/145psi	9270010003034	1/38
1"x3/4"x4	10bar/145psi	9270010004034	1/16
1"x3/4"x5	10bar/145psi	9270010005034	1/21
1"x3/4"x6	10bar/145psi	9270010006034	1/21
1"x3/4"x7	10bar/145psi	9270010007034	1/14
1"x3/4"x8	10bar/145psi	9270010008034	1/4
1"x3/4"x9	10bar/145psi	9270010009034	1/4
1"x3/4"x10	10bar/145psi	9270010010034	1/4
1"x3/4"x11	10bar/145psi	9270010011034	1/4
1"x3/4"x12	10bar/145psi	9270010012034	1/4
1"x3/4"x13	10bar/145psi	9270010013034	1/4

Distribution manifold in stainless steel AISI 304L.
 Available sizes: 1"
 Maximum working pressure: 10 bar
 Maximum working temperature: 80°C
 Threads: ISO 228 (equivalent to DIN EN ISO 228 and BS EN ISO 228).
 Outlets: from 2 to 13, 3/4" Eurokonus.
 Outlet centre distance: mm.50.



100% TESTED


932 Single manifold with flow meters



SIZE	PRESSURE	CODE	PACKING
1"x3/4"x2	6bar/87psi	9320010002034	1/38
1"x3/4"x3	6bar/87psi	9320010003034	1/38
1"x3/4"x4	6bar/87psi	9320010004034	1/16
1"x3/4"x5	6bar/87psi	9320010005034	1/21
1"x3/4"x6	6bar/87psi	9320010006034	1/21
1"x3/4"x7	6bar/87psi	9320010007034	1/14
1"x3/4"x8	6bar/87psi	9320010008034	1/4
1"x3/4"x9	6bar/87psi	9320010009034	1/4
1"x3/4"x10	6bar/87psi	9320010010034	1/4
1"x3/4"x11	6bar/87psi	9320010011034	1/4
1"x3/4"x12	6bar/87psi	9320010012034	1/4
1"x3/4"x13	6bar/87psi	9320010013034	1/4

Distribution manifold in stainless steel AISI 304L.
 Available sizes: 1"
 Maximum working pressure: 6 bar (10 bar for installation test)
 Maximum working temperature: 70°C
 Threads: ISO 228 (equivalent to DIN EN ISO 228 and BS EN ISO 228).
 Outlets: from 2 to 13, 3/4" Eurokonus.
 Outlet centre distance: mm.50.

937 Single manifold, with shut-off valves preset for electrothermal actuators - with handles




SIZE	PRESSURE	CODE	PACKING
1"x3/4"x2	10bar/145psi	9370010002034	1/38
1"x3/4"x3	10bar/145psi	9370010003034	1/38
1"x3/4"x4	10bar/145psi	9370010004034	1/16
1"x3/4"x5	10bar/145psi	9370010005034	1/21
1"x3/4"x6	10bar/145psi	9370010006034	1/21
1"x3/4"x7	10bar/145psi	9370010007034	1/14
1"x3/4"x8	10bar/145psi	9370010008034	1/4
1"x3/4"x9	10bar/145psi	9370010009034	1/4
1"x3/4"x10	10bar/145psi	9370010010034	1/4
1"x3/4"x11	10bar/145psi	9370010011034	1/4
1"x3/4"x12	10bar/145psi	9370010012034	1/4
1"x3/4"x13	10bar/145psi	9370010013034	1/4

Distribution manifold in stainless steel AISI 304L.
 Available sizes: 1"
 Maximum working pressure: 10 bar
 Maximum working temperature: 80°C
 Threads: ISO 228 (equivalent to DIN EN ISO 228 and BS EN ISO 228).
 Outlets: from 2 to 13, 3/4" Eurokonus.
 Outlet centre distance: mm.50.
Shut-off valves preset for electrothermal actuators.



100% TESTED


937M Single manifold, with manual shut-off valves with handles



SIZE	PRESSURE	CODE	PACKING
1"x3/4"x2	10bar/145psi	9370010002034M	1/21
1"x3/4"x3	10bar/145psi	9370010003034M	1/21
1"x3/4"x4	10bar/145psi	9370010004034M	1/14
1"x3/4"x5	10bar/145psi	9370010005034M	1/9
1"x3/4"x6	10bar/145psi	9370010006034M	1/10
1"x3/4"x7	10bar/145psi	9370010007034M	1/5
1"x3/4"x8	10bar/145psi	9370010008034M	1/5

Distribution manifold in stainless steel AISI 304L.
Available sizes: 1"
Maximum working pressure: 10 bar
Maximum working temperature: 80°C
Threads: ISO 228 (equivalent to DIN EN ISO 228 and BS EN ISO 228).
Outlets: from 2 to 8, 3/4" Eurokonus.
Outlet centre distance: mm.50.
Equipped with manual shut-off valves.


942 Single manifold with shut-off valves preset for electrothermal actuators - with caps



SIZE	PRESSURE	CODE	PACKING
1"x3/4"x2	10bar/145psi	9420010002034	1/38
1"x3/4"x3	10bar/145psi	9420010003034	1/38
1"x3/4"x4	10bar/145psi	9420010004034	1/16
1"x3/4"x5	10bar/145psi	9420010005034	1/21
1"x3/4"x6	10bar/145psi	9420010006034	1/21
1"x3/4"x7	10bar/145psi	9420010007034	1/14
1"x3/4"x8	10bar/145psi	9420010008034	1/4
1"x3/4"x9	10bar/145psi	9420010009034	1/4
1"x3/4"x10	10bar/145psi	9420010010034	1/4
1"x3/4"x11	10bar/145psi	9420010011034	1/4
1"x3/4"x12	10bar/145psi	9420010012034	1/4
1"x3/4"x13	10bar/145psi	9420010013034	1/4

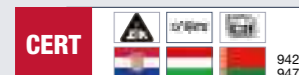
Distribution manifold in stainless steel AISI 304L.
Available sizes: 1"
Maximum working pressure: 10 bar
Maximum working temperature: 80°C
Threads: ISO 228 (equivalent to DIN EN ISO 228 and BS EN ISO 228).
Outlets: from 2 to 13, 3/4" Eurokonus.
Outlet centre distance: mm.50.
Shut-off valves preset for electrothermal actuators.

947 Single manifold, with 3/4" Eurokonus outlets




SIZE	PRESSURE	CODE	PACKING
1"x3/4"x2	10bar/145psi	9470010002034	2/42
1"x3/4"x3	10bar/145psi	9470010003034	2/42
1"x3/4"x4	10bar/145psi	9470010004034	2/32
1"x3/4"x5	10bar/145psi	9470010005034	2/24
1"x3/4"x6	10bar/145psi	9470010006034	2/24
1"x3/4"x7	10bar/145psi	9470010007034	2/10
1"x3/4"x8	10bar/145psi	9470010008034	2/8
1"x3/4"x9	10bar/145psi	9470010009034	2/8
1"x3/4"x10	10bar/145psi	9470010010034	2/8
1"x3/4"x11	10bar/145psi	9470010011034	2/8
1"x3/4"x12	10bar/145psi	9470010012034	2/8
1"x3/4"x13	10bar/145psi	9470010013034	2/8

Distribution manifold in stainless steel AISI 304L.
Available sizes: 1"
Maximum working pressure: 10 bar
Maximum working temperature: 80°C
Threads: ISO 228 (equivalent to DIN EN ISO 228 and BS EN ISO 228).
Outlets: from 2 to 13, 3/4" Eurokonus.
Outlet centre distance: mm.50.




498 Metal box for manifolds



SIZE	CODE	PACKING
500x600x(80-130)	498500600	1/1
600x600x(80-130)	498600600	1/1
700x600x(80-130)	498700600	1/1
800x600x(80-130)	498800600	1/1
1000x600x(80-130)	4981000600	1/1
1100x600x(80-130)	4981100600	1/1

Complete with basement and support for floor installation. Equipped with plaster protection.
Enclosure, telescopic door frame and door in zincplated steel.
The telescopic door frame and the door are painted.
Adjustable depth: from mm. 80 to mm. 130.
Minimum depth for Itap manifolds installation: mm. 90.
Adjustable height: from mm. 700 to mm. 800.


498R Metal box for manifolds - compact model



SIZE	CODE	PACKING
500x450x(90-130)	498500450	1/1
600x450x(90-130)	498600450	1/1
700x450x(90-130)	498700450	1/1
850x450x(90-130)	498850450	1/1
1000x450x(90-130)	4981000450	1/1
1100x450x(90-130)	4981100450	1/1

Complete with basement and support for floor installation. Equipped with plaster protection.
Zincplated steel enclosure, telescopic, door frame and door.
The telescopic door frame and the door are painted.
Adjustable depth: mm. 90 to mm. 130.
Minimum depth for Itap manifolds installation: mm. 90
Overall height: mm. 575.

498ST Mounting brackets in steel for metal boxes art. 498 and 498R



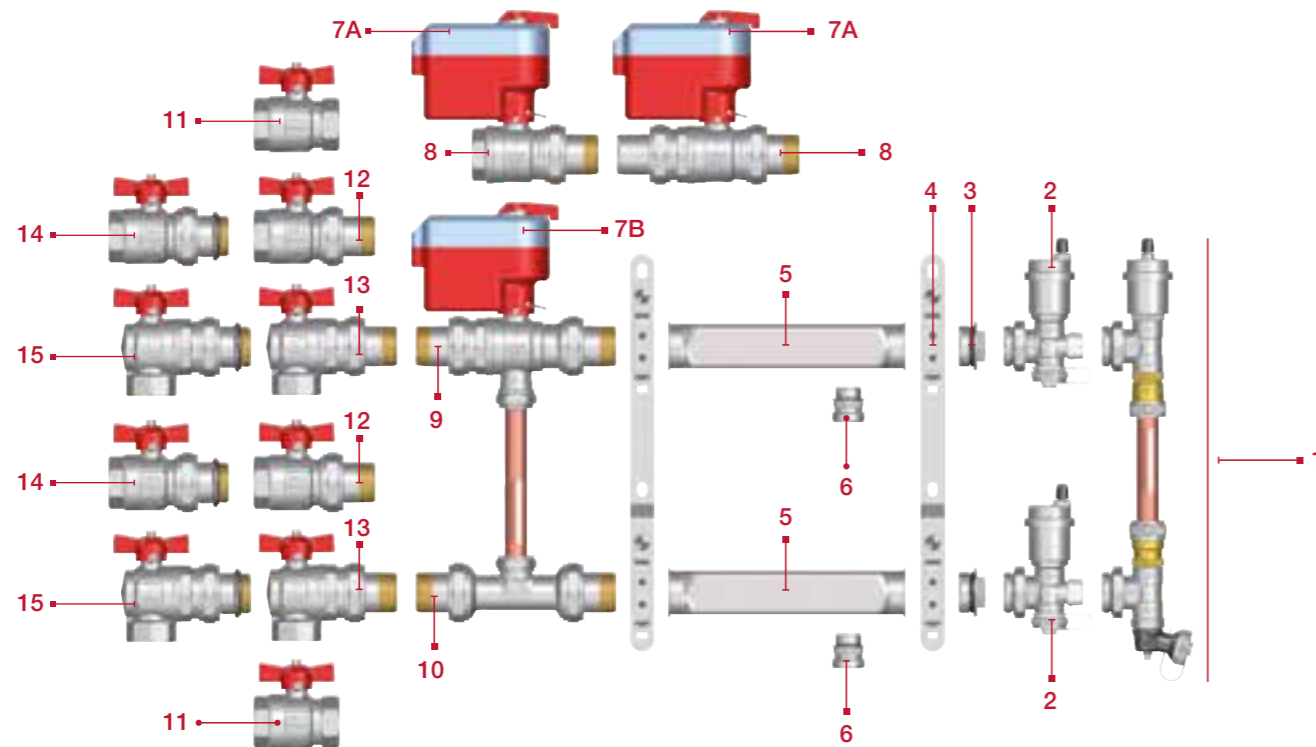
SIZE	CODE	PACKING
3/4"	498ST034K	1/40
1"	498ST100K	1/40
1"1/4	498ST114K	1/40

SIZE	CODE	PACKING
1"	498ST100KM	1/40

SIZE	CODE	PACKING
1"	498ST100KMB	1/40

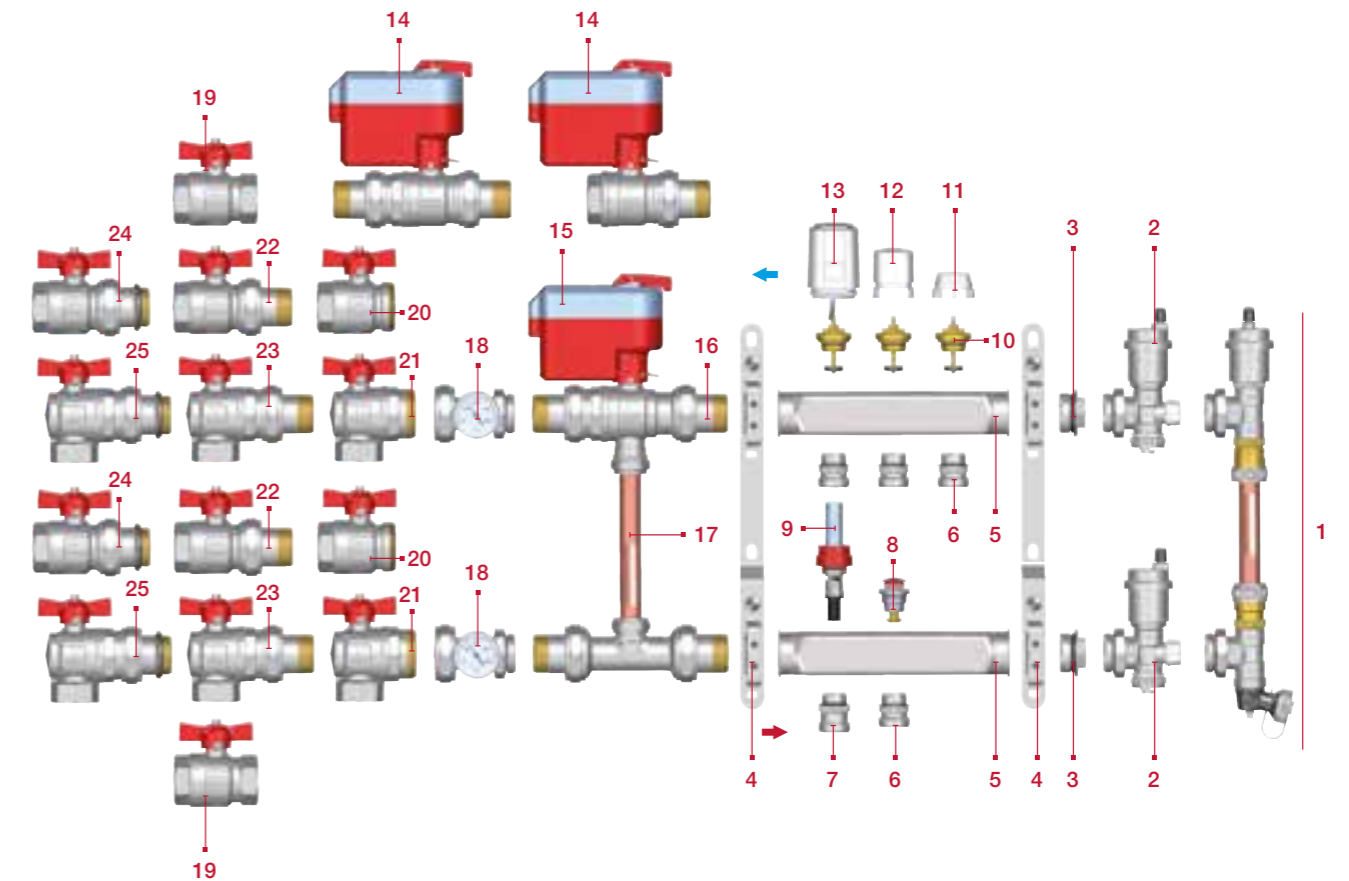
The set includes a pair of brackets with screws and fixings. For installation in box art. 498 - 498R:
- 489STK: Standard version: centres distance mm. 200, offset: 12mm. Suitable for outlets pipe up to 20mm.
- 489STKM: Deeper version: centres distance mm. 200, offset: 30mm. Suitable for outlets pipe up to 25mm.
- 498STKMB: Deeper version: centres distance mm. 211, offset: 30mm. Suitable for outlets pipe up to 25mm.

ACCESSORIES CHART ART. 852 MANIFOLDS IN METAL BOXES



POS	ART	DESCRIPTION	CHP	PG.
1	860BY	Off-centre by-pass kit	5	133
2	489AR	Adjustable end piece with drain valve and automatic air vent valve	5	135
3	494	Male end cap with o-ring	5	142
4	498ST	Mounting brackets in steel for metal boxes	5	117
5	852	Stainless steel manifold	5	110
6	518N	Male/male adapter	5	134
7A	990-991-989	Electric actuator for zone ball valves - Electric actuator for 2-way zone ball valves	5	101
7B	990-991	Electric actuator for zone ball valves	5	101
8	980-981	2-way zone ball valve - 2-way zone ball valve MM	5	101
9	984	3-way zone ball valve	5	102
10	988	By-pass kit for zone valves	5	102
11	092	Ball valve, T handle	2	41
12	098	Ball valve for manifold	2	42
13	298	Angle ball valve for manifold	2	43
14	098S	Ball valve for manifold with o-ring on the union	2	42
15	298S	Angle ball valve for manifold with o-ring on the union	2	43

ACCESSORIES CHART ART. 862 MANIFOLDS IN METAL BOXES



POS	ART	DESCRIPTION	CHP	PG.
1	860BY	Off-centre by-pass kit	5	122
2	489AR	Adjustable end piece with drain valve and automatic air vent valve	5	124
3	494	Male end cap	5	132
4	498ST	Mounting brackets in steel for metal boxes	5	100
5	862	Stainless steel manifold	5	87
6	518	Male/male adapter 1"	5	123
7	471	Adapter for flow meters - 1"	5	123
8	Vitonde	Lockshield	-	-
9	471FL	Flow meter	5	123
10	Vitonvat	Convertible control spindle	-	-
11	894CPN	Protection cap	-	-
12	894VM	Handle	-	-
13	891M - 891MR	Electrothermal actuator	5	122
14	990 - 991 - 989	Electric actuator for zone ball valves - Electric actuator for 2-way zone ball valves	5	77
15	990 - 991	Electric actuator for zone ball valves	5	77
16	984	3-way zone ball valve	5	78
17	988	By-pass kit for zone valves	5	78
18	492BC	Thermometer union complete with thermometer	5	131
19	092	Ball valve, T handle	2	20
20	098SDC	Ball valve for manifolds without union	2	21
21	298SDC	Angle ball valve for manifolds without union	2	21
22	098	Ball valve for manifolds	2	21
23	298	Angle ball valve for manifolds	2	21
24	098S	Ball valve for manifolds with o-ring on the union	2	21
25	298S	Angle ball valve for manifolds with o-ring on the union	2	21

INFO Nickel-plated distribution manifold made out of profiled brass bars with female outlets, suitable for fittings for copper, PEX, polybutylene or multilayer piping.

Maximum working temperature: 110°C.
Threads: ISO 228 (equivalent to DIN EN ISO 228 and BS EN ISO 228).
Size of the outlets: 1/2" F.

850/38 Nickel-plated distribution manifold made out of brass bar

Centres distance: mm.38.



Available on demand.

SIZE	PRESSURE	CODE	PACKING
3/4" x 2	10bar/145psi	85000340238	1/90
3/4" x 3	10bar/145psi	85000340338	1/60
3/4" x 4	10bar/145psi	85000340438	1/45
3/4" x 5	10bar/145psi	85000340538	1/36
3/4" x 6	10bar/145psi	85000340638	1/30
3/4" x 7	10bar/145psi	85000340738	1/28
3/4" x 8	10bar/145psi	85000340838	1/21
3/4" x 9	10bar/145psi	85000340938	1/21
3/4" x 10	10bar/145psi	85000341038	1/20

SIZE	PRESSURE	CODE	PACKING
1" x 2	10bar/145psi	85001000238	1/66
1" x 3	10bar/145psi	85001000338	1/46
1" x 4	10bar/145psi	85001000438	1/48
1" x 5	10bar/145psi	85001000538	1/40
1" x 6	10bar/145psi	85001000638	1/30
1" x 7	10bar/145psi	85001000738	1/24
1" x 8	10bar/145psi	85001000838	1/24
1" x 9	10bar/145psi	85001000938	1/24
1" x 10	10bar/145psi	85001001038	1/20
1" x 11	10bar/145psi	85001001138	1/18
1" x 12	10bar/145psi	85001001238	1/16

850/50 Nickel-plated distribution manifold made out of brass bar

Centres distance: mm.50.



Available on demand.

SIZE	PRESSURE	CODE	PACKING
1" x 2	10bar/145psi	85001000250	1/60
1" x 3	10bar/145psi	85001000350	1/52
1" x 4	10bar/145psi	85001000450	1/40
1" x 5	10bar/145psi	85001000550	1/30
1" x 6	10bar/145psi	85001000650	1/24
1" x 7	10bar/145psi	85001000750	1/20
1" x 8	10bar/145psi	85001000850	1/20
1" x 9	10bar/145psi	85001000950	1/18
1" x 10	10bar/145psi	85001001050	1/16
1" x 11	10bar/145psi	85001001150	1/12
1" x 12	10bar/145psi	85001001250	1/12

SIZE	PRESSURE	CODE	PACKING
3/4" x 2	10bar/145psi	85000340250	1/75
3/4" x 3	10bar/145psi	85000340350	1/48
3/4" x 4	10bar/145psi	85000340450	1/36
3/4" x 5	10bar/145psi	85000340550	1/30
3/4" x 6	10bar/145psi	85000340650	1/24
3/4" x 7	10bar/145psi	85000340750	1/21
3/4" x 8	10bar/145psi	85000340850	1/20
3/4" x 9	10bar/145psi	85000340950	1/18
3/4" x 10	10bar/145psi	85000341050	1/15

SIZE	PRESSURE	CODE	PACKING
1"1/4 x 2	10bar/145psi	85001140250	1/48
1"1/4 x 3	10bar/145psi	85001140350	1/30
1"1/4 x 4	10bar/145psi	85001140450	1/24
1"1/4 x 5	10bar/145psi	85001140550	1/21
1"1/4 x 6	10bar/145psi	85001140650	1/16
1"1/4 x 7	10bar/145psi	85001140750	1/16
1"1/4 x 8	10bar/145psi	85001140850	1/12
1"1/4 x 9	10bar/145psi	85001140950	1/12
1"1/4 x 10	10bar/145psi	85001141050	1/9
1"1/4 x 11	10bar/145psi	85001141150	1/9
1"1/4 x 12	10bar/145psi	85001141250	1/9



INFO Nickel-plated distribution manifold made out of profiled brass bars with female outlets, suitable for fittings for copper, PEX, polybutylene or multilayer piping.

Maximum working temperature: 110°C.
Threads: ISO 228 (equivalent to DIN EN ISO 228 and BS EN ISO 228).
Size of the outlets: 1/2" F.

860 Nickel-plated distribution manifold made out of brass bar

Centres distance: mm.50. Bilateral outlets



Available on demand.




SIZE	PRESSURE	CODE	PACKING
1" x 2	10bar/145psi	86001000250	1/60
1" x 3	10bar/145psi	86001000350	1/52
1" x 4	10bar/145psi	86001000450	1/40
1" x 5	10bar/145psi	86001000550	1/30
1" x 6	10bar/145psi	86001000650	1/24
1" x 7	10bar/145psi	86001000750	1/20
1" x 8	10bar/145psi	86001000850	1/20
1" x 9	10bar/145psi	86001000950	1/18
1" x 10	10bar/145psi	86001001050	1/16
1" x 11	10bar/145psi	86001001150	1/12
1" x 12	10bar/145psi	86001001250	1/12

SIZE	PRESSURE	CODE	PACKING
1"1/4 x 2	10bar/145psi	86001140250	1/48
1"1/4 x 3	10bar/145psi	86001140350	1/30
1"1/4 x 4	10bar/145psi	86001140450	1/24
1"1/4 x 5	10bar/145psi	86001140550	1/21
1"1/4 x 6	10bar/145psi	86001140650	1/16
1"1/4 x 7	10bar/145psi	86001140750	1/16
1"1/4 x 8	10bar/145psi	86001140850	1/12
1"1/4 x 9	10bar/145psi	86001140950	1/12
1"1/4 x 10	10bar/145psi	86001141050	1/9
1"1/4 x 11	10bar/145psi	86001141150	1/9
1"1/4 x 12	10bar/145psi	86001141250	1/9



100% TESTED

905C Complete pre-assembled manifold, with flow meters




SIZE	PRESSURE	CODE	PACKING
1"x3/4"x2	6bar/87psi	9050010002034C	1/1
1"x3/4"x3	6bar/87psi	9050010003034C	1/1
1"x3/4"x4	6bar/87psi	9050010004034C	1/1
1"x3/4"x5	6bar/87psi	9050010005034C	1/1
1"x3/4"x6	6bar/87psi	9050010006034C	1/1
1"x3/4"x7	6bar/87psi	9050010007034C	1/1
1"x3/4"x8	6bar/87psi	9050010008034C	1/1
1"x3/4"x9	6bar/87psi	9050010009034C	1/1
1"x3/4"x10	6bar/87psi	9050010010034C	1/1
1"x3/4"x11	6bar/87psi	9050010011034C	1/1
1"x3/4"x12	6bar/87psi	9050010012034C	1/1
1"x3/4"x13	6bar/87psi	9050010013034C	1/1

Consisting of:

- 1 return manifold in nickel-plated brass with shut-off valves preset for electrothermal actuators
- 1 flow manifold in nickel-plated brass with flow meters
- 2 complete metal brackets
- 2 shut-off ball valves with thermometers
- 2 end pieces with air vent valve and drain cock

Available sizes: 1"
 Maximum working pressure: 6 bar (10 bar for installation test)
 Maximum working temperature: 70°C
 Threads: ISO 228 (equivalent to DIN EN ISO 228 and BS EN ISO 228).
 Outlets: from 2 to 13, 3/4" Eurokonus.
 Outlet centre distance: mm.50.
 Available on demand with deeper mounting brackets art. 498ST (pg.114) without extra charge.
 Available on demand with 1/2" outlets.
 In case of use of electric actuators Art. 891M and 891MR, it is suggested to use the off-centre by-pass kit Art. 860BY.
ATTENTION: manifolds will be supplied mounted on the brackets; accessories will be supplied separately, inside the same box.

910C Complete pre-assembled manifold, with lockshields




SIZE	PRESSURE	CODE	PACKING
1"x3/4"x2	10bar/145psi	9100010002034C	1/1
1"x3/4"x3	10bar/145psi	9100010003034C	1/1
1"x3/4"x4	10bar/145psi	9100010004034C	1/1
1"x3/4"x5	10bar/145psi	9100010005034C	1/1
1"x3/4"x6	10bar/145psi	9100010006034C	1/1
1"x3/4"x7	10bar/145psi	9100010007034C	1/1
1"x3/4"x8	10bar/145psi	9100010008034C	1/1
1"x3/4"x9	10bar/145psi	9100010009034C	1/1
1"x3/4"x10	10bar/145psi	9100010010034C	1/1
1"x3/4"x11	10bar/145psi	9100010011034C	1/1
1"x3/4"x12	10bar/145psi	9100010012034C	1/1
1"x3/4"x13	10bar/145psi	9100010013034C	1/1

Consisting of:


- 1 return manifold in nickel-plated brass with shut-off valves preset for electrothermal actuators
- 1 flow manifold in nickel-plated brass with lockshields
- 2 complete metal brackets
- 2 shut-off ball valves with thermometers
- 2 end pieces with air vent valve and drain cock

Available sizes: 1"
 Maximum working pressure: 10 bar.
 Maximum working temperature: 80°C
 Threads: ISO 228 (equivalent to DIN EN ISO 228 and BS EN ISO 228).
 Outlets: from 2 to 13, 3/4" Eurokonus.
 Outlet centre distance: mm.50.
 Available on demand with deeper mounting brackets art. 498ST (pg.114) without extra charge.
 Available on demand with 1/2" outlets.
 In case of use of electric actuators Art. 891M and 891MR, it is suggested to use the off-centre by-pass kit Art. 860BY.
ATTENTION: manifolds will be supplied mounted on the brackets; accessories will be supplied separately, inside the same box.



100% TESTED

915C Pre-assembled manifold with flow meters




SIZE	PRESSURE	CODE	PACKING
1"x3/4"x2	6bar/87psi	9150010002034C	1/1
1"x3/4"x3	6bar/87psi	9150010003034C	1/1
1"x3/4"x4	6bar/87psi	9150010004034C	1/1
1"x3/4"x5	6bar/87psi	9150010005034C	1/1
1"x3/4"x6	6bar/87psi	9150010006034C	1/1
1"x3/4"x7	6bar/87psi	9150010007034C	1/1
1"x3/4"x8	6bar/87psi	9150010008034C	1/1
1"x3/4"x9	6bar/87psi	9150010009034C	1/1
1"x3/4"x10	6bar/87psi	9150010010034C	1/1
1"x3/4"x11	6bar/87psi	9150010011034C	1/1
1"x3/4"x12	6bar/87psi	9150010012034C	1/1
1"x3/4"x13	6bar/87psi	9150010013034C	1/1

Consisting of:

- 1 return manifold in nickel-plated brass with shut-off valves preset for electrothermal actuators
- 1 flow manifold in nickel-plated brass with flow meters
- 2 complete metal brackets

Available sizes: 1"
 Maximum working pressure: 6 bar (10 bar for installation test)
 Maximum working temperature: 70°C
 Threads: ISO 228 (equivalent to DIN EN ISO 228 and BS EN ISO 228).
 Outlets: from 2 to 13, 3/4" Eurokonus.
 Outlet centre distance: mm.50.
 Available on demand with deeper mounting brackets art. 498ST (pg.114) without extra charge.
 Available on demand with 1/2" outlets.
 In case of use of electric actuators Art. 891M and 891MR, it is suggested to use the off-centre by-pass kit Art. 860BY.
ATTENTION: manifolds will be supplied mounted on the brackets.

916C Pre-assembled manifold with flow meters, air vent valve and drain cock




SIZE	PRESSURE	CODE	PACKING
1"x3/4"x2	6bar/87psi	9160010002034C	1/1
1"x3/4"x3	6bar/87psi	9160010003034C	1/1
1"x3/4"x4	6bar/87psi	9160010004034C	1/1
1"x3/4"x5	6bar/87psi	9160010005034C	1/1
1"x3/4"x6	6bar/87psi	9160010006034C	1/1
1"x3/4"x7	6bar/87psi	9160010007034C	1/1
1"x3/4"x8	6bar/87psi	9160010008034C	1/1
1"x3/4"x9	6bar/87psi	9160010009034C	1/1
1"x3/4"x10	6bar/87psi	9160010010034C	1/1
1"x3/4"x11	6bar/87psi	9160010011034C	1/1
1"x3/4"x12	6bar/87psi	9160010012034C	1/1
1"x3/4"x13	6bar/87psi	9160010013034C	1/1

Consisting of:


- 1 return manifold in nickel-plated brass with shut-off valves preset for electrothermal actuators
- 1 flow manifold in nickel-plated brass with flow meters
- 2 adjustable end pieces with drain valve and manual air vent valve
- 2 complete metal brackets

Available sizes: 1"
 Maximum working pressure: 6 bar (10 bar for installation test)
 Maximum working temperature: 70°C
 Threads: ISO 228 (equivalent to DIN EN ISO 228 and BS EN ISO 228).
 Outlets: from 2 to 13, 3/4" Eurokonus.
 Outlet centre distance: mm.50.
 Available on demand with deeper mounting brackets art. 498ST (pg.114) without extra charge.
 Available on demand with 1/2" outlets.
 In case of use of electric actuators Art. 891M and 891MR, it is suggested to use the off-centre by-pass kit Art. 860BY.
ATTENTION: manifolds will be supplied mounted on the brackets; accessories will be supplied separately, inside the same box.



100% TESTED


920C Pre-assembled manifold with lockshields



SIZE	PRESSURE	CODE	PACKING
1"x3/4"x2	10bar/145psi	9200010002034C	1/1
1"x3/4"x3	10bar/145psi	9200010003034C	1/1
1"x3/4"x4	10bar/145psi	9200010004034C	1/1
1"x3/4"x5	10bar/145psi	9200010005034C	1/1
1"x3/4"x6	10bar/145psi	9200010006034C	1/1
1"x3/4"x7	10bar/145psi	9200010007034C	1/1
1"x3/4"x8	10bar/145psi	9200010008034C	1/1
1"x3/4"x9	10bar/145psi	9200010009034C	1/1
1"x3/4"x10	10bar/145psi	9200010010034C	1/1
1"x3/4"x11	10bar/145psi	9200010011034C	1/1
1"x3/4"x12	10bar/145psi	9200010012034C	1/1
1"x3/4"x13	10bar/145psi	9200010013034C	1/1

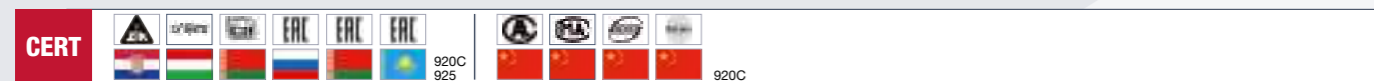
Consisting of:
 - 1 return manifold in nickel-plated brass with shut-off valves preset for electrothermal actuators
 - 1 flow manifold in nickel-plated brass with lockshields
 - 2 complete metal brackets
 Available sizes: 1"
 Maximum working pressure: 10 bar.
 Maximum working temperature: 80°C
 Threads: ISO 228 (equivalent to DIN EN ISO 228 and BS EN ISO 228).
 Outlets: from 2 to 13, 3/4" Eurokonus.
 Outlet centre distance: mm.50.
 Available on demand with deeper mounting brackets art. 498ST (pg.114) without extra charge.
 Available on demand with 1/2" outlets.
In case of use of electric actuators Art. 891M and 891MR, it is suggested to use the off-centre by-pass kit Art. 860BY.
ATTENTION: manifolds will be supplied mounted on the brackets.

925 Single manifold with lockshields




SIZE	PRESSURE	CODE	PACKING
1"x3/4"x2	10bar/145psi	9250010002034	1/21
1"x3/4"x3	10bar/145psi	9250010003034	1/21
1"x3/4"x4	10bar/145psi	9250010004034	1/21
1"x3/4"x5	10bar/145psi	9250010005034	1/14
1"x3/4"x6	10bar/145psi	9250010006034	1/10
1"x3/4"x7	10bar/145psi	9250010007034	1/10
1"x3/4"x8	10bar/145psi	9250010008034	1/5
1"x3/4"x9	10bar/145psi	9250010009034	1/5
1"x3/4"x10	10bar/145psi	9250010010034	1/5
1"x3/4"x11	10bar/145psi	9250010011034	1/5
1"x3/4"x12	10bar/145psi	9250010012034	1/5
1"x3/4"x13	10bar/145psi	9250010013034	1/4

Available sizes: 1"
 Maximum working pressure: 10 bar.
 Maximum working temperature: 80°C
 Threads: ISO 228 (equivalent to DIN EN ISO 228 and BS EN ISO 228).
 Outlets: from 2 to 13, 3/4" Eurokonus.
 Outlet centre distance: mm.50.
 Available on demand with 1/2" outlets.



100% TESTED


930 Single manifold with flow meters



SIZE	PRESSURE	CODE	PACKING
1"x3/4"x2	6bar/87psi	9300010002034	1/21
1"x3/4"x3	6bar/87psi	9300010003034	1/21
1"x3/4"x4	6bar/87psi	9300010004034	1/21
1"x3/4"x5	6bar/87psi	9300010005034	1/10
1"x3/4"x6	6bar/87psi	9300010006034	1/10
1"x3/4"x7	6bar/87psi	9300010007034	1/10
1"x3/4"x8	6bar/87psi	9300010008034	1/5
1"x3/4"x9	6bar/87psi	9300010009034	1/5
1"x3/4"x10	6bar/87psi	9300010010034	1/5
1"x3/4"x11	6bar/87psi	9300010011034	1/5
1"x3/4"x12	6bar/87psi	9300010012034	1/5
1"x3/4"x13	6bar/87psi	9300010013034	1/4

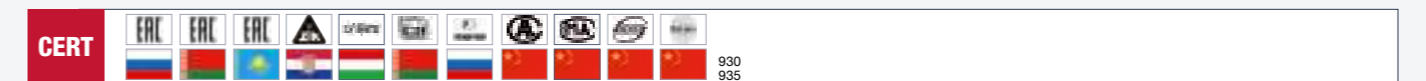
Available sizes: 1"
 Maximum working pressure: 6 bar (10 bar for installation test)
 Maximum working temperature: 70°C
 Threads: ISO 228 (equivalent to DIN EN ISO 228 and BS EN ISO 228).
 Outlets: from 2 to 13, 3/4" Eurokonus.
 Outlet centre distance: mm.50.
 Available on demand with 1/2" outlets.

935 Single manifold, with shut-off valves preset for electrothermal actuators - with handles




SIZE	PRESSURE	CODE	PACKING
1"x3/4"x2	10bar/145psi	9350010002034	1/21
1"x3/4"x3	10bar/145psi	9350010003034	1/21
1"x3/4"x4	10bar/145psi	9350010004034	1/21
1"x3/4"x5	10bar/145psi	9350010005034	1/10
1"x3/4"x6	10bar/145psi	9350010006034	1/10
1"x3/4"x7	10bar/145psi	9350010007034	1/10
1"x3/4"x8	10bar/145psi	9350010008034	1/5
1"x3/4"x9	10bar/145psi	9350010009034	1/5
1"x3/4"x10	10bar/145psi	9350010010034	1/5
1"x3/4"x11	10bar/145psi	9350010011034	1/5
1"x3/4"x12	10bar/145psi	9350010012034	1/5
1"x3/4"x13	10bar/145psi	9350010013034	1/4

Available sizes: 1"
 Maximum working pressure: 10 bar.
 Maximum working temperature: 80°C.
 Threads: ISO 228 (equivalent to DIN EN ISO 228 and BS EN ISO 228).
 Outlets: from 2 to 13, 3/4" Eurokonus.
 Outlet centre distance: mm.50.
 Available on demand with 1/2" outlets.
Shut-off valves preset for electrothermal actuators.



100% TESTED


940 Single manifold with shut-off valves preset for electrothermal actuators - with caps



SIZE	PRESSURE	CODE	PACKING
1"x3/4"x2	10bar/145psi	9400010002034	1/21
1"x3/4"x3	10bar/145psi	9400010003034	1/21
1"x3/4"x4	10bar/145psi	9400010004034	1/21
1"x3/4"x5	10bar/145psi	9400010005034	1/10
1"x3/4"x6	10bar/145psi	9400010006034	1/10
1"x3/4"x7	10bar/145psi	9400010007034	1/10
1"x3/4"x8	10bar/145psi	9400010008034	1/5
1"x3/4"x9	10bar/145psi	9400010009034	1/5
1"x3/4"x10	10bar/145psi	9400010010034	1/5
1"x3/4"x11	10bar/145psi	9400010011034	1/5
1"x3/4"x12	10bar/145psi	9400010012034	1/5
1"x3/4"x13	10bar/145psi	9400010013034	1/4


Available sizes: 1"
 Maximum working pressure: 10 bar.
 Maximum working temperature: 80°C
 Threads: ISO 228 (equivalent to DIN EN ISO 228 and BS EN ISO 228).
 Outlets: from 2 to 13, 3/4" Eurokonus.
 Outlet centre distance: mm.50.
 Available on demand with 1/2" outlets.
 Shut-off valves preset for electrothermal actuators.

945 Single manifold, with 3/4" Eurokonus outlets




SIZE	PRESSURE	CODE	PACKING
1"x3/4"x2	10bar/145psi	9450010002034	2/30
1"x3/4"x3	10bar/145psi	9450010003034	2/30
1"x3/4"x4	10bar/145psi	9450010004034	2/16
1"x3/4"x5	10bar/145psi	9450010005034	2/16
1"x3/4"x6	10bar/145psi	9450010006034	2/10
1"x3/4"x7	10bar/145psi	9450010007034	2/10
1"x3/4"x8	10bar/145psi	9450010008034	2/10
1"x3/4"x9	10bar/145psi	9450010009034	2/10
1"x3/4"x10	10bar/145psi	9450010010034	2/10
1"x3/4"x11	10bar/145psi	9450010011034	2/8
1"x3/4"x12	10bar/145psi	9450010012034	2/8
1"x3/4"x13	10bar/145psi	9450010013034	2/8

Available sizes: 1"
 Maximum working pressure: 10 bar.
 Maximum working temperature: 80°C
 Threads: ISO 228 (equivalent to DIN EN ISO 228 and BS EN ISO 228).
 Outlets: from 2 to 13, 3/4" Eurokonus.
 Outlet centre distance: mm.50.




498 Metal box for manifolds



SIZE	CODE	PACKING
500x600x(80-130)	498500600	1/1
600x600x(80-130)	498600600	1/1
700x600x(80-130)	498700600	1/1
800x600x(80-130)	498800600	1/1
1000x600x(80-130)	4981000600	1/1
1100x600x(80-130)	4981100600	1/1

Complete with basement and support for floor installation.
 Equipped with plaster protection.
 Enclosure, telescopic door frame and door in zincplated steel.
 The telescopic door frame and the door are painted.
 Adjustable depth: from mm. 80 to mm. 130.
 Minimum depth for Itap manifolds installation: mm. 90.
 Adjustable height: from mm. 700 to mm. 800.


498R Metal box for manifolds - compact model



SIZE	CODE	PACKING
500x450x(90-130)	498500450	1/1
600x450x(90-130)	498600450	1/1
700x450x(90-130)	498700450	1/1
850x450x(90-130)	498850450	1/1
1000x450x(90-130)	4981000450	1/1
1100x450x(90-130)	4981100450	1/1

Complete with basement and support for floor installation.
 Equipped with plaster protection.
 Zincplated steel enclosure, telescopic, door frame and door.
 The telescopic door frame and the door are painted.
 Adjustable depth: mm. 90 to mm. 130.
 Minimum depth for Itap manifolds installation: mm. 90
 Overall height: mm. 575.

498ST Mounting brackets in steel for metal boxes art. 498 and 498R



SIZE	CODE	PACKING
3/4"	498ST034K	1/40
1"	498ST100K	1/40
1"1/4	498ST114K	1/40

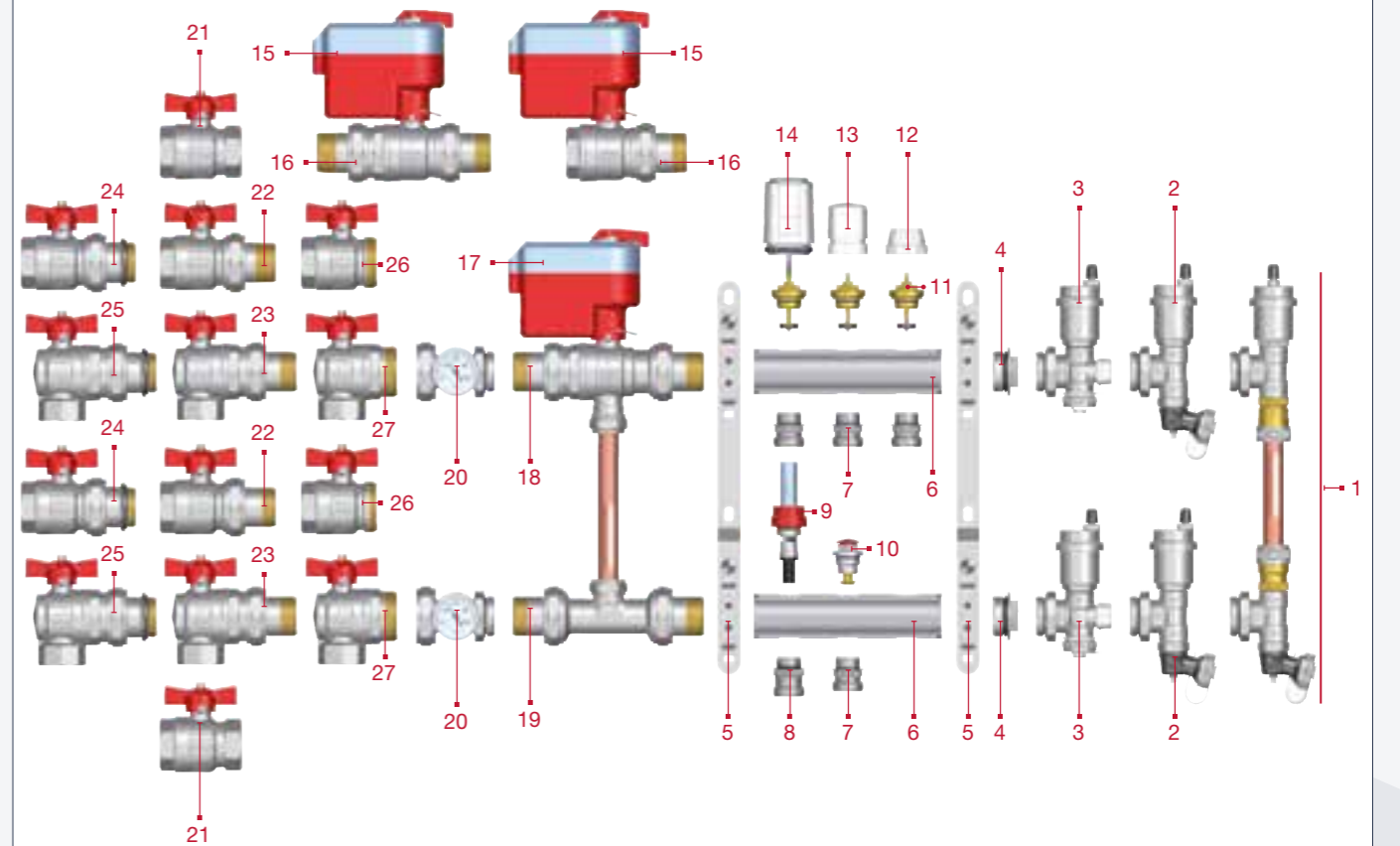
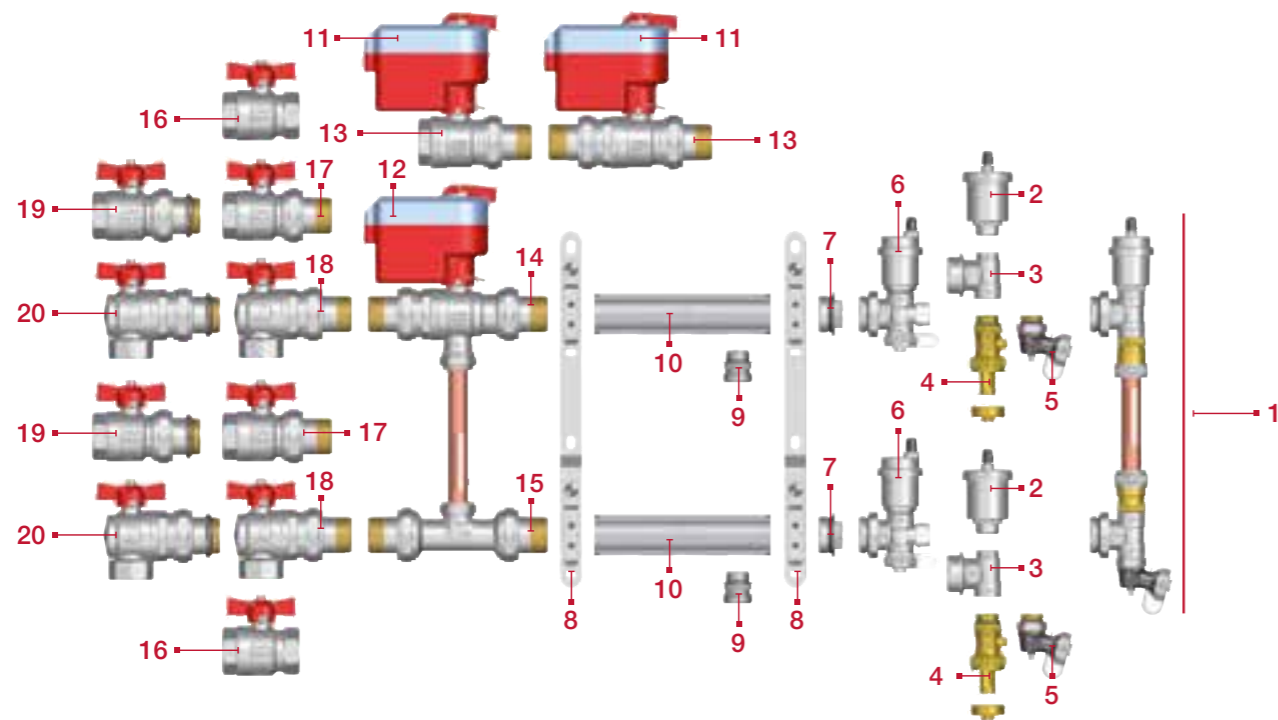
SIZE	CODE	PACKING
1"	498ST100KM	1/40

SIZE	CODE	PACKING
1"	498ST100KMB	1/40

The set includes a pair of brackets with screws and fixings.
 For installation in box art. 498 - 498R:
 - 489STK: Standard version: centres distance mm. 200, offset: 12mm. Suitable for outlets pipe up to 20mm.
 - 489STKM: Deeper version: centres distance mm. 200, offset: 30mm. Suitable for outlets pipe up to 25mm.
 - 498STKMB: Deeper version: centres distance mm. 211, offset: 30mm. Suitable for outlets pipe up to 25mm.

ACCESSORIES CHART ART. 850 FOR METAL BOXES

ACCESSORIES CHART ART. 860 FOR METAL BOXES



POS	ART	DESCRIPTION	CHP	PG.
1	860BY	Off-centre by-pass kit	5	122
2	362-362R	Automatic air vent valve	5	136
3	490	Male 3-way end fitting for manifolds	5	130
4	139	Drain ball valve with brass hose connection	2	34
5	489SO	Adjustable drain cock	5	124
6	489AR	Adjustable end piece with drain valve and automatic air vent valve	5	124
7	494	Male end cap with o-ring	5	132
8	498ST	Mounting brackets in steel for metal boxes	5	106
9	518	Male/male adapter	5	123
10	850	Distribution manifold in brass bar	5	102
11	990 - 991 989	Electric actuator for zone ball valves - Electric actuator for 2-way zone ball valves	5	77
12	990 - 991	Electric actuator for zone ball valves	5	77
13	980 - 981	2-way zone ball valve - 2-way zone ball valve M/M	5	78
14	984	3-way zone ball valve	5	78
15	988	By-pass kit for zone ball valves	5	78
16	092	Ball valve, T handle	2	20
17	098	Ball valve for manifolds	2	21
18	298	Angle ball valve for manifolds	2	21
19	098S	Ball valve for manifolds with o-ring on the union	2	21
20	298S	Angle ball valve for manifolds with o-ring on the union	2	21


POS	ART	DESCRIPTION	CHP	PG.
1	860BY	Off-centre by-pass kit	5	122
2	489A	Adjustable end piece with drain valve and automatic air vent valve	5	124
3	489AR	Adjustable end piece with drain valve and automatic air vent valve	5	124
4	494	Male end cap	5	132
5	498ST	Mounting brackets in steel for metal boxes	5	114
6	860	Brass bar manifold	5	103
7	518	Male/male adapter 1"	5	123
8	471	Adapter for flow meters - 1" manifold	5	123
9	471FL	Flow meter	5	123
10	Vitonde	Lockshield	-	-
11	Vitonvat	Convertible control spindle	-	-
12	894CP	Protection cap	-	-
13	894VM	Handle	-	-
14	891M - 891MR	Electrothermal actuator	5	122
15	990 - 991 989	Electric actuator for zone ball valves Electric actuator for 2-way zone ball valves	5	78
16	980-981	2-way zone ball valve - 2-way zone ball valve M/M	5	78
17	990 - 991	Electric actuators for zone ball valves	5	77
18	984	3-way zone ball valve	5	78
19	988	By-pass kit for zone ball valves	5	78
20	492BC	Thermometer union complete with thermometer	5	131
21	092	Ball valve F/F	2	20
22	098	Ball valve for manifolds	2	21
23	298	Angle ball valve for manifolds	2	21
24	098S	Ball valve for manifolds with o-ring on the union	2	21
25	298S	Angle ball valve for manifolds with o-ring on the union	2	21
26	098SDC	Ball valve for manifolds without union	2	21
27	298SDC	Angle ball valve for manifolds without union	2	21

INFO

The set point regulating unit is used for underfloor heating systems and installed directly on the manifold in the box, thanks to its small overall dimensions.
 The minimum depth of the metal box required for the installation of the regulation unit is 90 mm.
 The regulation consists of lowering and keeping constant the temperature of the medium fluid using a 3-way mixing valve equipped with an adjustable thermostatic head with a built-in sensor.
 A circulation pump (supplied on request) allows the fluid to circulate through the pipes, while a safety thermostat limits the maximum flow temperature to 55°.
 The regulating unit is assembled on the manifold using swivelling nuts. This makes it easy to remove for maintenance or other requirements.

949 Set point regulating unit

SIZE	PRESSURE	CODE	PACKING
1"	6bar/87psi	9490100200CPF	1/1
1"	6bar/87psi	9490100200SPF	1/1



- Consisting of:
- 3-way mixing valve
 - Thermostatic head with built-in sensor
 - Safety cutoff (factory set at 55°C)
 - Thermometer (scale 0°-80°C) fitted to the flow and return pipes
 - Low energy consumption pump (on demand)

- Technical specifications:
- Medium fluid: water, glycolate solutions max. 30%
 - Temperature setting: 20°C – 55°C
 - Maximum working pressure: 6 bar
 - Body and fittings: nickel-plated brass
 - Available size: 1"
 - ISO 228 threads (equivalent to DIN EN ISO 228 and BS EN ISO 228).

Supplied with low energy consumption pump (9490100200CPF) or without low energy consumption pump (9490100200SPF).

For a right installation of the set point regulating unit we suggest to use one of the following mounting brackets:

- Art. 498STK with centres distance mm 200 and offset mm 12.
- Art. 949ST



949CEF

Wiring case for pump connection



CODE	PACKING
949CEF	1/13

Including all the connections required for the correct operation of art. 949 regulating unit:

- boiler enablement (NO)
 - room thermostat (RT)
 - safety cutoff (ST)
 - circulator power supply (PUMP)
- It has to be supplied at 230V

949BY

Primary circuit by-pass kit



SIZE	PRESSURE	CODE	PACKING
1"	6bar/87psi	949BY100	1/18

To be installed before art. 949 regulating unit.
 It allows the flow circulation in the primary circuit.
 Adjustable for differential pressure between 10 and 30 kPa.
 Maximum operating temperature: 100°C (without steam)
 Maximum operating pressure: 6 bar.
 Available size: 1".
 Threads: ISO 228 (equivalent to DIN EN ISO 228 and BS EN ISO 228).
 Supplied with a pair of flat EPDM washer.

894K

Pair of union connections, flat seat



SIZE	PRESSURE	CODE	PACKING
1"	10bar/145psi	894DC100MPK	1/100

These are required for connecting art. 092K ball valve kit to art. 949 regulating unit.
 Body in nickel-plated brass.
 O-ring in EPDM.
 Maximum operating temperature: 100°C (without steam)
 Maximum working pressure: 10 bar.
 Available size: 1" M x 1" F.
 Supplied with a pair of fibre washer.

092K

Ball valves kit




SIZE	PRESSURE	CODE	PACKING
1"	40bar/580psi	0920100K	1/30

Female/female threads.
 T handle in aluminium.
 Body in nickel-plated brass.
 Minimum and maximum working temperatures: -20°C, 150°C in absence of steam.
 Threads: ISO 228 (equivalent to DIN EN ISO 228 and BS EN ISO 228).




498 Metal box for manifolds



SIZE	CODE	PACKING
600x600x(80-130)	498600600	1/1
700x600x(80-130)	498700600	1/1
800x600x(80-130)	498800600	1/1
1000x600x(80-130)	4981000600	1/1
1100x600x(80-130)	4981100600	1/1

Complete with basement and support for floor installation. Equipped with plaster protection.
Enclosure, telescopic door frame and door in zincplated steel. The telescopic door frame and the door are painted. Adjustable depth: from mm. 80 to mm. 130. Minimum depth for Itap manifolds installation: mm. 90. Adjustable height: from mm. 700 to mm. 800.


498R Metal box for manifolds - compact model



SIZE	CODE	PACKING
500x450x(90-130)	498500450	1/1
600x450x(90-130)	498600450	1/1
700x450x(90-130)	498700450	1/1
850x450x(90-130)	498850450	1/1
1000x450x(90-130)	4981000450	1/1
1100x450x(90-130)	4981100450	1/1

Complete with basement and support for floor installation. Equipped with plaster protection.
Zincplated steel enclosure, telescopic, door frame and door. The telescopic door frame and the door are painted. Adjustable depth: mm. 90 to mm. 130. Minimum depth for Itap manifolds installation: mm. 90. Overall height: mm. 575.


498ST Mounting brackets in steel for metal boxes art. 498 and 498R



SIZE	CODE	PACKING
1"	498ST100K	1/40

The set includes a pair of brackets with screws and fixings. For installation in box art. 498 - 498R:
- 489STK: Standard version: centres distance mm. 200, offset: 12mm. Suitable for outlets pipe up to 20mm.


949ST Mounting brackets in steel for metal boxes art. 498 and 498R



SIZE	CODE	PACKING
1"	949ST211K	1/40

The set includes a pair of brackets with screws and fixings. 4 spacers included.
- 949ST: centres distance mm. 211, offset: 6,5mm.


915CK Extension kit for manifolds



SIZE	PRESSURE	CODE	PACKING
1"X3/4"X1"	6bar/87psi	9150010001034CK	1/10

Consisting of:
- 1 flow manifold in nickel-plated brass with flow meter
- 1 return manifold in nickel-plated brass with shut-off valve preset for electrothermal actuator
- 2 adjustable male/male fittings with o-ring
Maximum working temperature: 70°C
Maximum working pressure: 6 bar.
Threads: ISO228 (equivalent to DIN EN ISO 228 and BS EN ISO 228).


497 Adjustable male/male fitting with O-ring



SIZE	PRESSURE	CODE	PACKING
1"	10bar/145psi	4970100	20/160

Available size: 1"x1"
Body in nickel-plated brass
Maximum working temperature: 100°C
Maximum working pressure: 10 bar
Threads: ISO 228 (equivalent to DIN EN ISO 228 and BS EN ISO 228)


860BY Off-centre by-pass kit



SIZE	PRESSURE	CODE	PACKING
1"	10bar/145psi	860BY	1/34

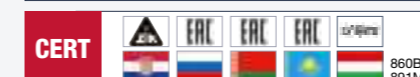
Consisting of:
- 2 adjustable end pieces
- off-centre by-pass pipe
- adjustable drain valve
- air vent valve
Fixed setting: 0,25 bar.
Maximum working temperature: 80°C.
Threads: ISO228 (equivalent to DIN EN ISO 228 and BS EN ISO 228). To be installed in metal boxes art. 498 - 498R with manifolds made out of brass bar or stainless steel.

891M Electrothermal actuator




SIZE	CODE	PACKING
230-2fili	891M2302NC	1/100
230-4fili	891M2304NC	1/100

Suitable for pre-assembled manifolds. Normally closed, on-off operation. Power supply voltage: 230V. Power consumption: 1W. Minimum and maximum working ambient temperatures: 0°C, 60°C. Maximum differential pressure: 1,5 bar. Class of protection: IP54. Available with 2 cables or 4 cables with an auxiliary microswitch. Capacity of the auxiliary connection: 300mA. CE marked.




891MR Electrothermal actuator



SIZE	CODE	PACKING
230-2fili	891M2302NCR	1/100

Suitable for pre-assembled manifolds.
Normally closed, on-off operation.
Power supply voltage: 230V.
Power consumption: 1,2W.
Minimum and maximum working ambient temperatures: 0°C, 60°C.
Maximum differential pressure: 1,5 bar.
Class of protection: IP54.
Available with 2 cables only.
CE marked.


471FL Flow meter



SIZE	CODE	PACKING
1/2"	471FL	1/200

Flow meter to measure the flow of water in a circuit
- including a device to adjust the flow.
- to be installed with flow manifold.
Body in nickel-plated brass.
Scale: 0-5 l/min.
Accuracy of reading: +/- 10%.
Maximum working temperature: 70°C.
Threads: ISO228 (equivalent to DIN EN ISO 228 and BS EN ISO 228).


471N Adapter for flow meters - 1" manifolds



SIZE	CODE	PACKING
1/2"x3/4" EUROKONUS	4710012034N	20/360

Adapter for flow meters, suitable for 1" manifolds.
Available sizes: 1/2"x3/4" eurokonus.
Body in nickel-plated brass.
Maximum working temperature: 100°C.
Threads: ISO228 (equivalent to DIN EN ISO 228 and BS EN ISO 228).


518N Male/male adapter - 1" manifolds



SIZE	CODE	PACKING
1/2" - 1/2"	5180012012N	30/540
1/2" - 3/4" EUROKONUS	5180012034N	20/360

Available size: 1/2"x1/2", 1/2"x3/4" eurokonus.
Body in nickel-plated brass.
Maximum working temperature: 100°C.
Threads: ISO228 (equivalent to DIN EN ISO 228 and BS EN ISO 228).
Thread G: available in size 1/2" with conical seat and inner diameter mm.16 or in size 3/4" eurokonus.
1/2"x1/2" size is also suitable as adapter for flow meters on 1" manifolds.

519N Male/male adapter - 1 1/4" manifolds




SIZE	CODE	PACKING
1/2" - 3/4" EUROKONUS	5190012034N	20/360

Available size: 1/2"x3/4" eurokonus.
Body in nickel-plated brass.
Maximum working temperature: 100°C.
Threads: ISO228 (equivalent to DIN EN ISO 228 and BS EN ISO 228).
It is also suitable as adapter for flow meters on 1 1/4" manifolds.




489AR Nickel-plated adjustable end piece with drain valve and automatic air vent valve



SIZE	PRESSURE	CODE	PACKING
1"	10bar/145psi	4890100AR	2/48

Consisting of:
- adjustable male end fitting for manifolds
- automatic air vent valve
- drain valve
Maximum working temperature: 80°C.
Threads: ISO228 (equivalent to DIN EN ISO 228 and BS EN ISO 228).


489MR Nickel-plated adjustable end piece with drain valve and manual air vent valve



SIZE	PRESSURE	CODE	PACKING
1"	10bar/145psi	4890100MR	2/60

Consisting of:
- adjustable male end fitting for manifolds
- manual air vent valve
- drain valve
Maximum working temperature: 80°C.
Threads: ISO228 (equivalent to DIN EN ISO 228 and BS EN ISO 228).


489A Nickel-plated adjustable end piece with drain valve and automatic air vent valve



SIZE	PRESSURE	CODE	PACKING
1"	10bar/145psi	4890100A	1/50
1"1/4	10bar/145psi	4890114A	1/50

Consisting of:
- adjustable male end fitting for manifolds
- automatic air vent valve
- adjustable drain valve
Maximum working temperature: 80°C.
Threads: ISO228 (equivalent to DIN EN ISO 228 and BS EN ISO 228).


489M Nickel-plated adjustable end piece with drain valve and manual air vent valve



SIZE	PRESSURE	CODE	PACKING
1"	10bar/145psi	4890100M	1/77
1"1/4	10bar/145psi	4890114M	1/77

Consisting of:
- adjustable male end fitting for manifolds
- manual air vent valve
- adjustable drain valve
Maximum working temperature: 80°C.
Threads: ISO228 (equivalent to DIN EN ISO 228 and BS EN ISO 228).

489SO Adjustable drain valve



SIZE	PRESSURE	CODE	PACKING
1/2"	10bar/145psi	4890012SO	35/280

Body in brass.
Adjustable outflow in polymer.
Maximum working temperature: 80°C.
Threads: ISO 228 (equivalent to DIN EN ISO 228 and BS EN ISO 228).

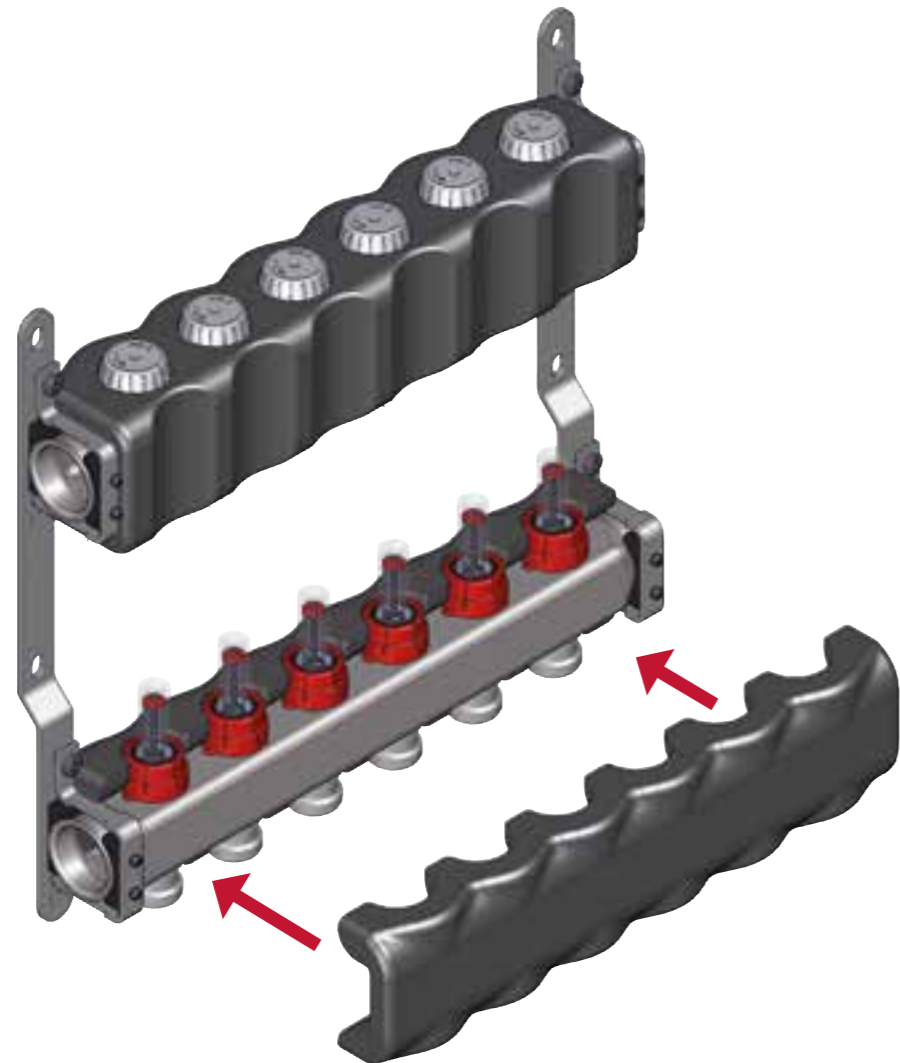


COP100 Insulation shells for manifolds




CODE	PACKING
COP100	1/10


The insulation shells are suitable for our stainless steel manifolds art. 852 and 862. One pair of shells are suitable to insulate one distribution manifold.
Available in just one size. Insulation shells have to be cut according to manifolds length.



098RSK Straight ball valves kit – Compact



SIZE	PRESSURE	CODE	PACKING
1"	40bar/580psi	0980100RSK	1/30




Kit consisting of: 2 ball valves, red and blue T handles.
 Available size: 1".
 Male/female threads.
 T handle in aluminium.
 Body in nickel-plated brass.
 Minimum and maximum working temperatures: -20°C, 150°C in absence of steam.
 Threads: ISO 228 (equivalent to DIN EN ISO 228 and BS EN ISO 228).

298RSK Angle ball valves kit – Compact



SIZE	PRESSURE	CODE	PACKING
1"	40bar/580psi	2980100RSK	1/24



Kit consisting of: 2 ball valves, red and blue T handles.
 Available size: 1".
 Male/female threads.
 T handle in aluminium.
 Body in nickel-plated brass.
 Minimum and maximum working temperatures: -20°C, 150°C in absence of steam.
 Threads: ISO 228 (equivalent to DIN EN ISO 228 and BS EN ISO 228).

487K01R Straight ball valves kit and thermometer – Compact



SIZE	PRESSURE	CODE	PACKING
1"	40bar/580psi	4870100K01R	1/24



Kit consisting of: 2 ball valves, red and blue T handles.
 Available size: 1".
 Male/female threads.
 T handle in aluminium.
 Body in nickel-plated brass.
 Minimum and maximum working temperatures: -20°C, 150°C in absence of steam.
 Thermometer: scale 0°C, 80°C – diameter mm. 40
 Threads: ISO 228 (equivalent to DIN EN ISO 228 and BS EN ISO 228).

487K02R Angle ball valves kit and thermometer – Compact



SIZE	PRESSURE	CODE	PACKING
1"	10bar/145psi	4870100K02R	1/18



Kit consisting of: 2 ball valves, red and blue T handles.
 Available size: 1".
 Male/female threads.
 T handle in aluminium.
 Body in nickel-plated brass.
 Minimum and maximum working temperatures: -20°C, 150°C in absence of steam.
 Thermometer: scale 0°C, 80°C – diameter mm. 40
 Threads: ISO 228 (equivalent to DIN EN ISO 228 and BS EN ISO 228).


098SK Straight ball valves kit



SIZE	PRESSURE	CODE	PACKING
3/4"X1"	40bar/580psi	0980034100SK	1/23
1"	40bar/580psi	0980100SK	1/18


Kit consisting of: 2 ball valves art. 098S, red and blue T handles.
 Available size: 1".
 Male/female threads.
 T handle in aluminium.
 Body in nickel-plated brass.
 Minimum and maximum working temperatures: -20°C, 150°C in absence of steam.
 Threads: ISO 228 (equivalent to DIN EN ISO 228 and BS EN ISO 228).
 Code 0980034100SK: 3/4"FX1"M

298SK Angle ball valves kit



SIZE	PRESSURE	CODE	PACKING
1"	40bar/580psi	2980100SK	1/11

Kit consisting of: 2 ball valves art. 298S, red and blue T handles.
 Available size: 1".
 Male/female threads.
 T handle in aluminium.
 Body in nickel-plated brass.
 Minimum and maximum working temperatures: -20°C, 150°C in absence of steam.
 Threads: ISO 228 (equivalent to DIN EN ISO 228 and BS EN ISO 228).



487K01 Straight ball valves and thermometer union kit



SIZE	PRESSURE	CODE	PACKING
1"	10bar/145psi	4870100K01	1/18

Kit consisting of: 2 ball valves art. 098SDC, red and blue T handles and 2 thermometer unions complete with thermometers art. 492BC.
 Available size: 1".
Valves specifications:
 Male/female threads.
 T handle in aluminium.
 Body in nickel-plated brass.
 Minimum and maximum working temperatures: -20°C, 150°C in absence of steam.
 Threads: ISO228 (equivalent to DIN EN ISO 228 and BS EN ISO 228).
 Male thread with conical seat.
Thermometer unions specifications:
 Body in nickel-plated brass.
 O-ring in NBR.
 Thermometer range: 0°C, 80°C.
 Diameter: mm.40.
 Maximum working temperature: 80°C.
 Threads: ISO 228 (equivalent to DIN EN ISO 228 and BS EN ISO 228).

487K02 Angle ball valves and thermometer union kit

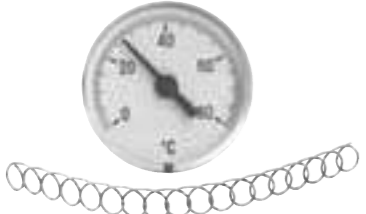


SIZE	PRESSURE	CODE	PACKING
1"	10bar/145psi	4870100K02	1/13

Kit consisting of: 2 ball valves art. 298SDC, red and blue T handles and 2 thermometer unions complete with thermometers art. 492BC.
 Available size: 1".
Valves specifications:
 Male/female threads.
 T handle in aluminium.
 Body in nickel-plated brass.
 Minimum and maximum working temperatures: -20°C, 150°C in absence of steam.
 Threads: ISO228 (equivalent to DIN EN ISO 228 and BS EN ISO 228).
 Male thread with conical seat.
Thermometer unions specifications:
 Body in nickel-plated brass.
 O-ring in NBR.
 Thermometer range: 0°C, 80°C.
 Diameter: mm.40.
 Maximum working temperature: 80°C.
 Threads: ISO 228 (equivalent to DIN EN ISO 228 and BS EN ISO 228).




492N Surface thermometer



CODE	PACKING
492N	12/408

Available diameter: mm. 40
Scale: 0°C - 80°C
Suitable for stainless steel and brass bar distribution manifolds.


490 Male end fitting for manifolds



SIZE	PRESSURE	CODE	PACKING
3/4"	10bar/145psi	4900034	14/224
1"	10bar/145psi	4900100	12/156
1 1/4"	10bar/145psi	4900114	8/128

Available sizes: 3/4", 1", 1 1/4 (main connection).
Size of the first outlet: 1/2".
Size of the second outlet: 3/8".
Body in nickel-plated brass.
Maximum working temperature: 110°C.
Threads: ISO228 (equivalent to DIN EN ISO 228 and BS EN ISO 228).


490S Adjustable male end fitting for manifolds



SIZE	PRESSURE	CODE	PACKING
1"	10bar/145psi	4900100S	12/156
1 1/4"	10bar/145psi	4900114S	8/152

Available sizes: 1", 1 1/4 (main connection).
Size of the outlets: 1/2".
Body in nickel-plated brass.
O-ring in NBR.
Maximum working temperature: 110°C.
Threads: ISO228 (equivalent to DIN EN ISO 228 and BS EN ISO 228).

491 Female end fitting for manifolds




SIZE	PRESSURE	CODE	PACKING
3/4"	10bar/145psi	4910034	14/294
1"	10bar/145psi	4910100	12/252

Available sizes: 3/4", 1" (main connection).
Size of the first outlet: 1/2".
Size of the second outlet: 3/8".
Body in nickel-plated brass.
Maximum working temperature: 110°C.
Threads: ISO228 (equivalent to DIN EN ISO 228 and BS EN ISO 228).




492 Thermometer fitting



SIZE	PRESSURE	CODE	PACKING
1"	10bar/145psi	4920100	6/126

Available sizes: 1", 1 1/4.
Size of the thermometer thread: 1/2".
Body in nickel-plated brass.
Maximum working temperature: 110°C.
Threads: ISO228 (equivalent to DIN EN ISO 228 and BS EN ISO 228).


492B Thermometer union



SIZE	PRESSURE	CODE	PACKING
1"	10bar/145psi	4920100B	8/128
1 1/4"	10bar/145psi	4920114B	4/64

Available sizes: 1"M x 1 1/4F, 1 1/4M x 1 1/2F.
Size of the thermometer thread: 3/8".
Body in nickel-plated brass. O-ring in NBR.
Maximum working temperature: 110°C.
Threads: ISO228 (equivalent to DIN EN ISO 228 and BS EN ISO 228).


492C Thermometer union complete with thermometer



SIZE	PRESSURE	CODE	PACKING
1"	10bar/145psi	4920100C	4/120

Available sizes: 1", 1 1/4.
Body in nickel-plated brass.
Thermometer scale: 0°C-120°C, diameter mm.40.
Thermometer complying with INAIL regulations (ex ISPESEL).
Maximum working temperature: 110°C.
Threads: ISO228 (equivalent to DIN EN ISO 228 and BS EN ISO 228).

492BC Thermometer union complete with thermometer




SIZE	PRESSURE	CODE	PACKING
1" (DN 25)	10bar/145psi	4920100BC	4/84
1 1/4" (DN 32)	10bar/145psi	4920114BC	4/64

Available sizes: 1"Mx1 1/4F - 1 1/4Mx1 1/2F
Body in nickel-plated brass.
O-ring in NBR.
Thermometer scale: 0°C-80°C.
Diameter: mm.40.
Maximum working temperature: 80°C.
Threads: ISO228 (equivalent to DIN EN ISO 228 and BS EN ISO 228).
Suitable for ball valve art. 098SDC and 298SDC.




494 Male end cap with o-ring



SIZE	PRESSURE	CODE	PACKING
3/8"	10bar/145psi	4940038	50/1100
1/2"	10bar/145psi	4940012	40/720
3/4"	10bar/145psi	4940034	26/598
1"	10bar/145psi	4940100	16/384
1 1/4"	10bar/145psi	4940114	12/264

Body in nickel-plated brass.
O-ring in EPDM.
Maximum working temperature: 110°C.
Threads: ISO 228 (equivalent to DIN EN ISO 228 and BS EN ISO 228).


495 Male end fitting with o-ring



SIZE	PRESSURE	CODE	PACKING
3/4"x3/8"	10bar/145psi	4950034038	26/598
3/4"x1/2"	10bar/145psi	4950034012	26/780
1"x3/8"	10bar/145psi	4950100038	16/384
1"x1/2"	10bar/145psi	4950100012	16/384
1 1/4"x1/2"	10bar/145psi	4950114012	12/264

Available sizes: 3/4"x3/8", 3/4"x1/2", 1"x3/8", 1"x1/2", 1 1/4"x1/2".
Body in nickel-plated brass.
O-ring in EPDM.
Maximum working temperature: 110°C.
Threads: ISO228 (equivalent to DIN EN ISO 228 and BS EN ISO 228).


496 Female end cap with washer



SIZE	PRESSURE	CODE	PACKING
1/2"	10bar/145psi	4960012	40/1200
3/4"	10bar/145psi	4960034	26/598
1"	10bar/145psi	4960100	20/420

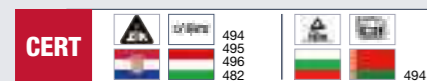
Body in nickel-plated brass.
Washer in NBR.
Maximum working temperature: 110°C.
Threads: ISO228 (equivalent to DIN EN ISO 228 and BS EN ISO 228).

482 Pressure gauge, bottom connection, 0-10 bar




SIZE	PRESSURE	CODE	PACKING
1/4"	10bar/145psi	482B014	4/136

Complying with INAIL regulation (ex ISPESL).
Diameter mm.63.
Size of the connection: 1/4".
Scale: 0-10 bar.
Taper thread ISO 7/1 R (equivalent to DIN EN 10226-1 and BS EN 10226-1).




482R Pressure gauge, bottom connection, 0-6 bar



SIZE	PRESSURE	CODE	PACKING
1/4"	6bar/87psi	482B014R	4/136

Complying with INAIL regulation (ex ISPESL).
Diameter mm.50.
Size of the connection: 1/4".
Scale: 0-6 bar.
Taper thread ISO 7/1 R (equivalent to DIN EN 10226-1 and BS EN 10226-1).


483 Pressure gauge, back connection, 0-10 bar



SIZE	PRESSURE	CODE	PACKING
1/4"	10bar/145psi	483B014	4/136

Complying with INAIL regulation (ex ISPESL).
Diameter mm.63.
Size of the connection: 1/4".
Scale: 0-10 bar.
Taper thread ISO 7/1 R (equivalent to DIN EN 10226-1 and BS EN 10226-1).

483R Pressure gauge, back connection, 0-6 bar




SIZE	PRESSURE	CODE	PACKING
1/4"	6bar/87psi	483B014R	4/136

Complying with INAIL regulation (ex ISPESL).
Diameter mm.50.
Size of the connection: 1/4".
Scale: 0-6 bar.
Taper thread ISO 7/1 R (equivalent to DIN EN 10226-1 and BS EN 10226-1).




484 **Thermometer and pressure gauge, bottom connection**



SIZE	PRESSURE	CODE	PACKING
1/2"	6bar/87psi	484B012	2/68

Diameter mm.80.
Size of the connection: 1/2".
Scale: 0°C-120°C, 0-6 bar.
Taper thread ISO 7/1 R (equivalent to DIN EN 10226-1 and BS EN 10226-1).


485 **Thermometer and pressure gauge, back connection**



SIZE	PRESSURE	CODE	PACKING
1/2"	4bar/58psi	485B012	2/68

Diameter mm.63.
Size of the connection: 1/2".
Scale: 0°C-120°C, 0-4 bar.
Taper thread ISO 7/1 R (equivalent to DIN EN 10226-1 and BS EN 10226-1).

493 **Thermometer, back connection**




SIZE	PRESSURE	CODE	PACKING
3/8"X40	10bar/145psi	493B03840P	10/340
1/2"X40	10bar/145psi	493B01240P	8/272
1/2"X63	10bar/145psi	493B01263P	4/136
1/2"X80	10bar/145psi	493B01280P	2/38

Complying with INAIL regulation (ex ISPEL).
Available diameters: mm.40, mm.63, mm.80.
Size of the connections: 3/8", 1/2".
Pin length: mm. 50 (with Ø 40 - 63) - mm.100 (with Ø 80).
Scale: 0°C- 80°C (3/8"), 0°C-120°C (1/2").
Taper thread ISO 7/1 R (equivalent to DIN EN 10226-1 and BS EN 10226-1).



INFO Body in nickel-plated brass.
Float in polyethilenic resin.
Maximum working temperature: 110°C.
Maximum discharge pressure: 6 bar.
Threads: ISO 228 (equivalent to DIN EN ISO 228 and BS EN ISO 228).


362 **Automatic air-vent valve**



SIZE	PRESSURE	CODE	PACKING
3/8"	10bar/145psi	3620038	10/120
1/2"	10bar/145psi	3620012	10/120
3/4"	10bar/145psi	3620034	10/100
1"	10bar/145psi	3620100	10/100


Available with NPT thread in the sizes 1/2" - 3/4" 1".

362R **Automatic air-vent valve, compact**




SIZE	PRESSURE	CODE	PACKING
3/8"	10bar/145psi	3620038R	10/120
1/2"	10bar/145psi	3620012R	10/120

363 **Automatic air-vent valve, side outlet**




SIZE	PRESSURE	CODE	PACKING
3/8"	10bar/145psi	3630038	10/120
1/2"	10bar/145psi	3630012	10/120

364 **Automatic air-vent valve, side inlet**



SIZE	PRESSURE	CODE	PACKING
3/8"	10bar/145psi	3640038	10/120
1/2"	10bar/145psi	3640012	10/120


364R **Automatic air-vent valve, side inlet, compact**



SIZE	PRESSURE	CODE	PACKING
3/8"	10bar/145psi	3640038R	10/120
1/2"	10bar/145psi	3640012R	10/120




365 Automatic check valve



SIZE	PRESSURE	CODE	PACKING
3/8"	10bar/145psi	3650038	50/1150
1/2"	10bar/145psi	3650012	50/550

Suitable for the use together with automatic air vent valves art. 362 - 362R - 363 - 364 - 364R.
 Body in nickel-plated brass.
 Maximum working temperature: 110°C.
 Threads: ISO228 (equivalent to DIN EN ISO 228 and BS EN ISO 228).


366 Safety relief valve for boilers



SIZE	PRESSURE	CODE	PACKING
1/2"	10bar/145psi	3660012	25/400

Body in nickel-plated brass.
 Check and vent spring valve in stainless steel.
 Check seat in nylon.
 Check and vent seal in NBR.
 Maximum working temperature: 120°C.
 Opening pressure: 8,5 bar.
 Threads: ISO228 (equivalent to DIN EN ISO 228 and BS EN ISO 228).


367 Safety relief valve for boilers with lever handle



SIZE	PRESSURE	CODE	PACKING
1/2"	10bar/145psi	3670012	25/325

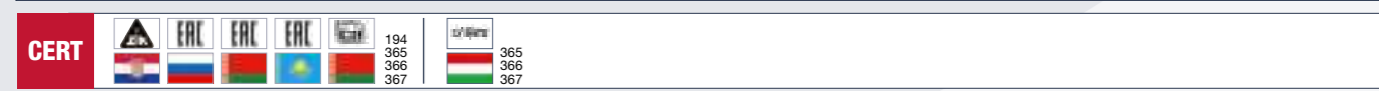
Body in nickel-plated brass.
 Check and vent spring valve in stainless steel.
 Check seat in nylon.
 Check and vent seal in NBR.
 Maximum working temperature: 120°C.
 Opening pressure: 8,5 bar.
 Threads: ISO 228 (equivalent to DIN EN ISO 228 and BS EN ISO 228).

194 Air vent valve




SIZE	PRESSURE	CODE	PACKING
1/8"	10bar/145psi	1940018	50/1150
1/4"	10bar/145psi	1940014	50/1150
3/8"	10bar/145psi	1940038	40/720
1/2"	10bar/145psi	1940012	40/560

Body in chrome-plated brass.
 Handle in acetalic resin.
 Maximum working temperature: 90°C.
 Threads: ISO228 (equivalent to DIN EN ISO 228 and BS EN ISO 228).




1940 Adjustable nickel-plated air vent valve



SIZE	PRESSURE	CODE	PACKING
1/2"	10bar/145psi	19400120	40/560

Body in nickel-plated brass.
 Handle in nylon.
 Maximum working temperature: 110°C.
 Threads: ISO228 (equivalent to DIN EN ISO 228 and BS EN ISO 228).


195 Adjustable drain valve



SIZE	PRESSURE	CODE	PACKING
1/4"	6bar/87psi	1950014	50/550
3/8"	6bar/87psi	1950038	50/550

Body in brass.
 Revolving drain in acetalic resin.
 Maximum working temperature: 90°C.
 Threads: ISO228 (equivalent to DIN EN ISO 228 and BS EN ISO 228).


196 Drain cock



SIZE	PRESSURE	CODE	PACKING
1/4"	20bar/290psi	1960014	50/550

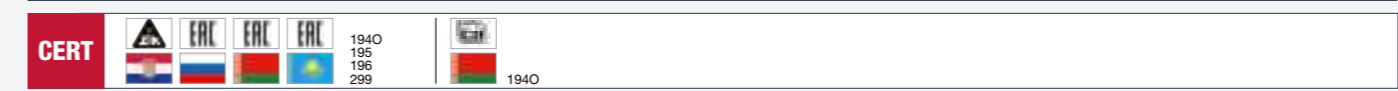
Body in chrome-plated brass.
 Maximum working temperature: 80°C.
 Threads: ISO228 (equivalent to DIN EN ISO 228 and BS EN ISO 228).

299 Plug for radiators with air vent valve



SIZE	PRESSURE	CODE	PACKING
1" DX	10bar/145psi	2990100D	10/120
1" SX	10bar/145psi	2990100S	10/120

Body in chrome-plated brass.
 Nominal pressure: 10 bar.
 Maximum working temperature: 110°C.
 Available sizes: 1" right and 1" left.
 Threads: ISO228 (equivalent to DIN EN ISO 228 and BS EN ISO 228).



INFO Body in nickel-plated brass.
Diaphragm: EPDM.
Spring: stainless steel.
Nominal pressure: 10 bar.
Working temperatures: 5°C - 110°C.
Opening overpressure: 20%.
Closing differential: 20%.
Available settings: 1,5 - 1,8 - 2,5 - 3 - 4 - 6 bar.
Threads: ISO 228 (equivalent to DIN EN ISO 228 and BS EN ISO 228).

INFO Body in nickel-plated brass.
Diaphragm: EPDM.
Spring: stainless steel.
Nominal pressure: 10 bar.
Working temperatures: 5°C - 110°C.
Opening overpressure: 20%.
Closing differential: 20%.
Available settings: 1,5 - 1,8 - 2,5 - 3 - 4 - 6 bar.
Threads: ISO 228 (equivalent to DIN EN ISO 228 and BS EN ISO 228).

368 Diaphragm safety relief valve, female/female thread



1/2" x 1/2"

SIZE	PRESSURE	CODE	PACKING
1/2" (DN 15)	1.5	368001215	10/150
1/2" (DN 15)	1.8	368001218	10/150
1/2" (DN 15)	2.5	368001225	10/150
1/2" (DN 15)	3	368001230	10/150
1/2" (DN 15)	4	368001240	10/150
1/2" (DN 15)	6	368001260	10/150

3/4" x 3/4"

SIZE	PRESSURE	CODE	PACKING
3/4" (DN 20)	1.5	368003415	10/150
3/4" (DN 20)	1.8	368003418	10/150
3/4" (DN 20)	2.5	368003425	10/150
3/4" (DN 20)	3	368003430	10/150
3/4" (DN 20)	4	368003440	10/150
3/4" (DN 20)	6	368003460	10/150

1" x 1"

SIZE	PRESSURE	CODE	PACKING
1" (DN 25)	1.5	368010015	10/80
1" (DN 25)	1.8	368010018	10/80
1" (DN 25)	2.5	368010025	10/80
1" (DN 25)	3	368010030	10/80
1" (DN 25)	4	368010040	10/80
1" (DN 25)	6	368010060	10/80

368M Diaphragm safety relief valve with pressure gauge connection, female/female thread



1/2" x 1/2", gauge connection 1/4"

SIZE	PRESSURE	CODE	PACKING
1/2" (DN 15)	1.5	368001215M	10/150
1/2" (DN 15)	1.8	368001218M	10/150
1/2" (DN 15)	2.5	368001225M	10/150
1/2" (DN 15)	3	368001230M	10/150
1/2" (DN 15)	4	368001240M	10/150
1/2" (DN 15)	6	368001260M	10/150

369M Diaphragm safety relief valve with pressure gauge connection, male/female thread



1/2" x 1/2", gauge connection 1/4"



SIZE	PRESSURE	CODE	PACKING
1/2" (DN 15)	1.5	369001215M	10/150
1/2" (DN 15)	1.8	369001218M	10/150
1/2" (DN 15)	2.5	369001225M	10/150
1/2" (DN 15)	3	369001230M	10/150
1/2" (DN 15)	4	369001240M	10/150
1/2" (DN 15)	6	369001260M	10/150

369 Diaphragm safety relief valve, male/female thread




1/2" x 1/2"

SIZE	PRESSURE	CODE	PACKING
1/2" (DN 15)	1.5	369001215	10/150
1/2" (DN 15)	1.8	369001218	10/150
1/2" (DN 15)	2.5	369001225	10/150
1/2" (DN 15)	3	369001230	10/150
1/2" (DN 15)	4	369001240	10/150
1/2" (DN 15)	6	369001260	10/150




820 Mechanical room thermostat with simple switching



CODE	PACKING
820	1/75

Max connection load (2 terminals): 16 (2,5) A/250 Vac.
 Installation: wall mount.
 Temperature setting range: 5°C, 30°C.
 Thermal differential: ± 0,8°C.
 Class of protection: IP20.
 Dimensions: 71x71x38.
 In compliance with directive: B.T. 73/23/CEE and EMC 89/336/CEE.


820C Mechanical room thermostat with changeover switching



CODE	PACKING
820C	1/75

Max connection load (3 terminals): 16 (2,5) A/250Vac.
 Installation: wall mount.
 Temperature setting range: 5°C, 30°C.
 Thermal differential: ± 0,8°C.
 Class of protection: IP20.
 Dimensions: 71x71x38.
 In compliance with directive: B.T. 73/23/CEE and EMC 89/336/CEE.


820CS Mechanical room thermostat with changeover switching, on/off functioning led



CODE	PACKING
820CS	1/75

Power supply voltage: 230V.
 Max connection load (3 terminals): 10 (2,5) A/250Vac.
 Installation: wall mount.
 Temperature setting range: 5°C, 30°C.
 Thermal differential: ± 0,8°C.
 Class of protection: IP20.
 Dimensions: 71x71x38.
 In compliance with directive: B.T. 73/23/CEE and EMC 89/336/CEE.


950C Digital electronic room chronothermostat



CODE	PACKING
950C	1/32

Power supply: 2 alkaline batteries 1,5V type AA.
 Max relay contact load: 5 A 230 Vac resistive load.
 Installation: wall mount or 3 module box flush mounts.
 2-level temperature setting:
 T1 (ECONOMY): 5-25°C; T2 (COMFORT): 15-35°C.
 Thermal differential: ±0,25°C.
 Automatic battery level control with 2 warning levels.
 Battery change is allowed without loss of data.
 Daily and weekly setting with steps of 0,5°C.
 Minimum setting period: 1/2 hour.
 Functions: on/off.
 Display of program and present hour or temperature.
 Wall mount size: mm. 119x82x26,6.
 3 module box flush mount size: mm. 119x82x18,7.
 In compliance with directive: B.T. 73/23/CEE and EMC 89/336/CEE.


950S Digital electronic room chronothermostat



CODE	PACKING
950S	1/32

Power supply: 2 alkaline batteries 1,5V type AA.
 Max relay contact load: 5 A 230 Vac resistive load.
 Installation: wall mount or 3 module box flush mounts.
 2-level temperature setting:
 WINTER mode: 5-30°C, SUMMER mode: 15-35°C.
 Thermal differential: ±0,2°C.
 Automatic battery level control with 2 warning levels.
 Battery change is allowed without loss of data.
 Daily and weekly setting with steps of 0,1°C.
 Minimum setting period: 1 hour.
 Functions: on/off, summer/winter, manual/program.
 Display of program and present hour or temperature.
 Wall mount size: mm. 119x83x24.
 3 module box flush mount size: mm. 119x83x16.
 In compliance with directive EMC 89/336/CEE.

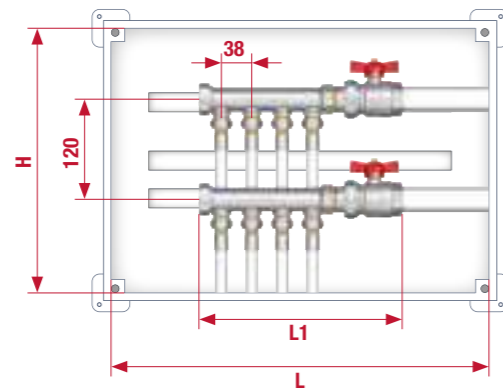
950T Digital electronic room chronothermostat, touch screen



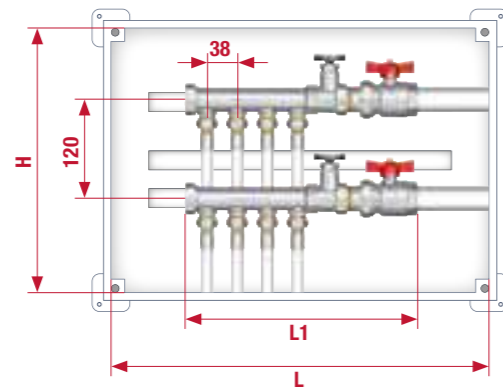
CODE	PACKING
950T	1/32

Power supply: 2 alkaline batteries AAA type 1,5V.
 Relay contact load: 230Vac - 5A (resistive load).
 Installation: wall mount or 3 module box flush mounts.
 2-level temperature setting:
 WINTER mode: 5 -30°C
 SUMMER mode: 15-35°C
 Adjustable thermal differential: from 0,2°C to 2°C
 Automatic battery level control with 2 warning levels.
 Battery change is allowed without loss of data.
 Setting:
 Daily and weekly setting with step of 0,1°C (WINTER) and 0,2°C (SUMMER)
 Possibility to set every temperature among the setting periods for every time during the day and the week.
 Dimensions: mm. 114x83x23,5.

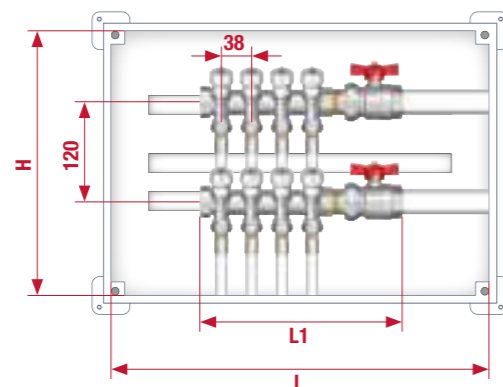
POSITIONING THE MANIFOLDS ART. 450 - 455 - 456 - 465 INTO PLASTIC BOXES



CODE	499.350.350		499.500.350		
LxH (mm)	350x350		500x350		
N° vie	4	4+2	4+3	4+4	4+4+2
MANIFOLD	3/4"				
L1	243	319	357	396	472

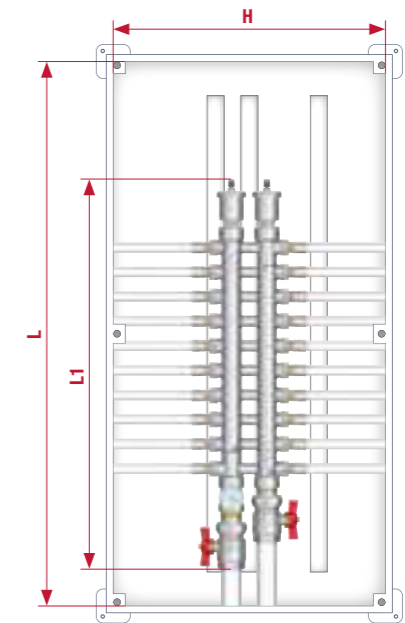
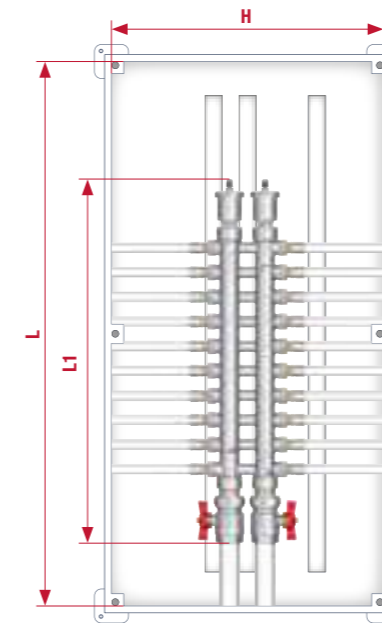


CODE	499.350.350	499.500.350		499.650.350	
LxH (mm)	350x350	500x350		650x350	
N° vie	4	4+2	4+3	4+4	4+4+2
MANIFOLD	1"				
L1	290	367	405	443	520

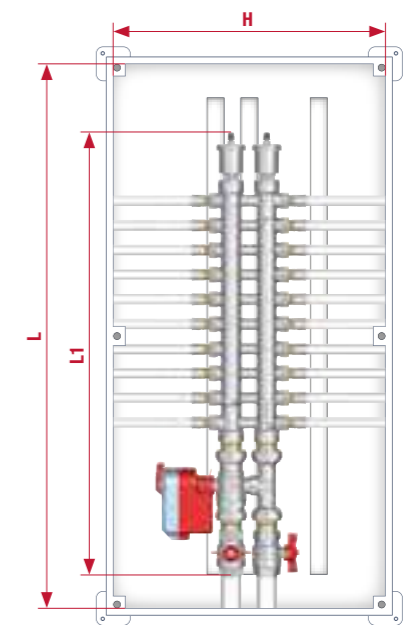
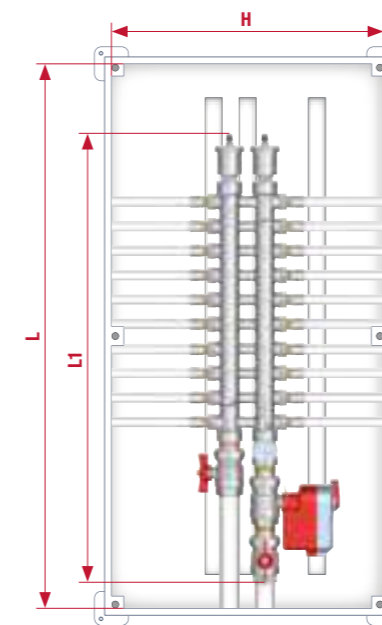


CODE	499.350.350		499.500.350		
LxH (mm)	350x350		500x350		
N° vie	4	4+2	4+3	4+4	4+4+2
MANIFOLD	3/4" - 1"				
L1	243	319	357	396	472

POSITIONING THE MANIFOLDS ART. 885 INTO PLASTIC BOXES



CODE	499.350.350	499.500.350	499.650.350	499.800.400
LxH (mm)	350x350	500x350	650x350	800x400
N° vie	2+2	4+4	6+6	8+8
MANIFOLD	3/4"			
L1	246	322	398	474



CODE	499.500.350	499.650.350	499.800.400
LxH (mm)	500x350	650x350	800x400
N° vie	2+2	4+4	6+6
MANIFOLD	3/4"		
L1	382	458	534

POSITIONING THE MANIFOLDS ART. 852 INTO PLASTIC BOXES

CODE	499.350.350	499.500.350	499.650.350	499.800.400
LxH (mm)	350x350	500x350	650x350	800x400
N° vie	3	6	9	12
MANIFOLD	1"			
L1	318	468	618	768

POSITIONING THE MANIFOLDS ART. 850 INTO PLASTIC BOXES

CODE	499.350.350	499.500.350	499.650.350	499.800.400
LxH (mm)	350x350	500x350	650x350	800x400
N° vie	5	8	10	
MANIFOLD	3/4"			
L1	330	480	580	

CODE	499.350.350	499.500.350	499.650.350	499.800.400
LxH (mm)	350x350	500x350	650x350	800x400
N° vie	4	7	10	12
MANIFOLD	1"			
L1	335	485	635	735

CODE	499.350.350	499.500.350	499.650.350	499.800.400
LxH (mm)	350x350	500x350	650x350	800x400
N° vie	3	6	9	12
MANIFOLD	1"1/4			
L1	300	450	600	750

POSITIONING THE MANIFOLDS ART. 862 INTO METAL BOXES ART. 498

CODE	498.500.600	498.600.600	498.700.600	498.800.600	498.1000.600
LxH (mm)	500x600	600x600	700x600	800x600	1000x600
N° vie	3-4	5-6	7-8	9-10	11-12-13
MANIFOLD	1"				
L1	425	525	625	725	875

POSITIONING THE MANIFOLDS ART. 850 INTO METAL BOXES ART. 498

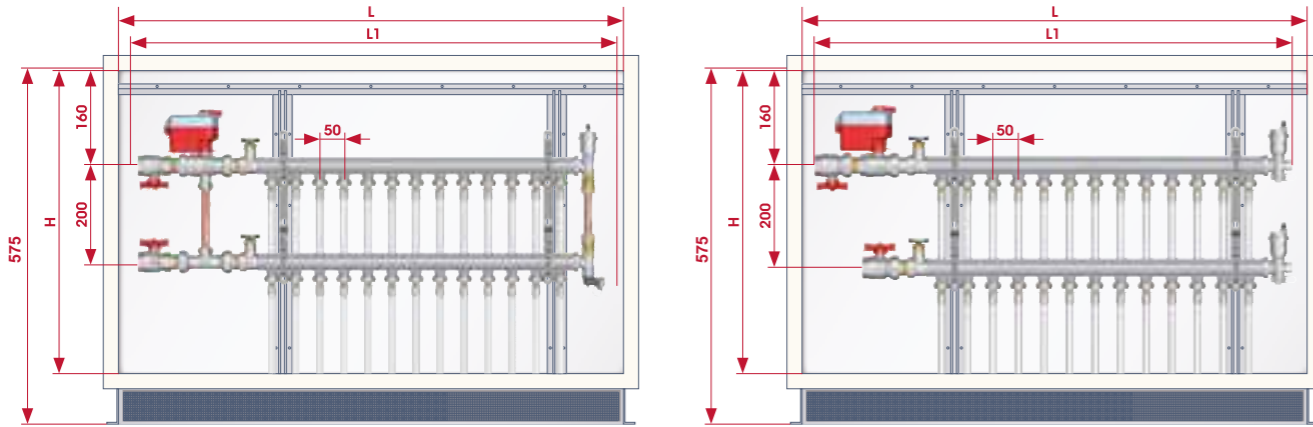
CODE	498.500.600	498.600.600	498.700.600	498.800.600
LxH (mm)	500x600	600x600	700x600	800x600
N° vie	3-4	5-6	7-8	9-10
MANIFOLD	3/4"			
L1	435	535	635	735

CODE	498.600.600	498.700.600	498.800.600	498.1000.600	498.1100.600
LxH (mm)	600x600	700x600	800x600	1000x600	1100x600
N° vie	3-4	5-6	7-8	9-10	11-12-13
MANIFOLD	1" - 1"1/4				
L1	530	630	730	830	980

POSITIONING THE MANIFOLDS ART. 862 INTO METAL BOXES ART. 498R

CODE	498.500.450	498.600.450	498.700.450	498.800.450	498.1000.450
LxH (mm)	500x450	600x450	700x450	850x450	1000x450
N° vie	3-4	5-6	7-8	9-10-11	12-13
MANIFOLD	1"				
L1	425	525	625	775	875

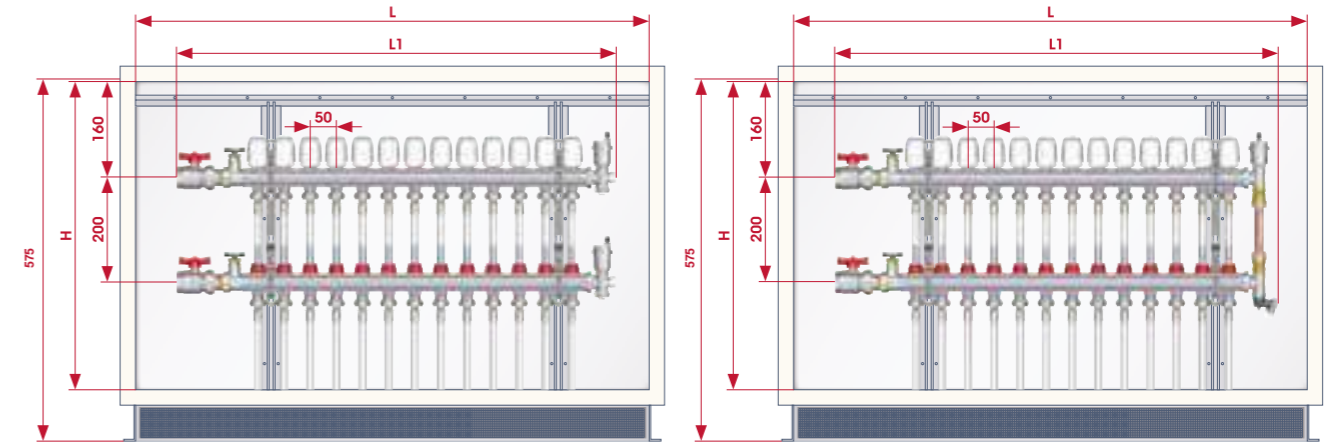
POSITIONING THE MANIFOLDS ART. 850 INTO METAL BOXES ART. 498R



CODE	498.500.450	498.600.450	498.700.450	498.850.450
LxH (mm)	500x450	600x450	700x450	850x450
N° vie	3-4	5-6	7-8	9-10
MANIFOLD	3/4"			
L1	435	535	635	735

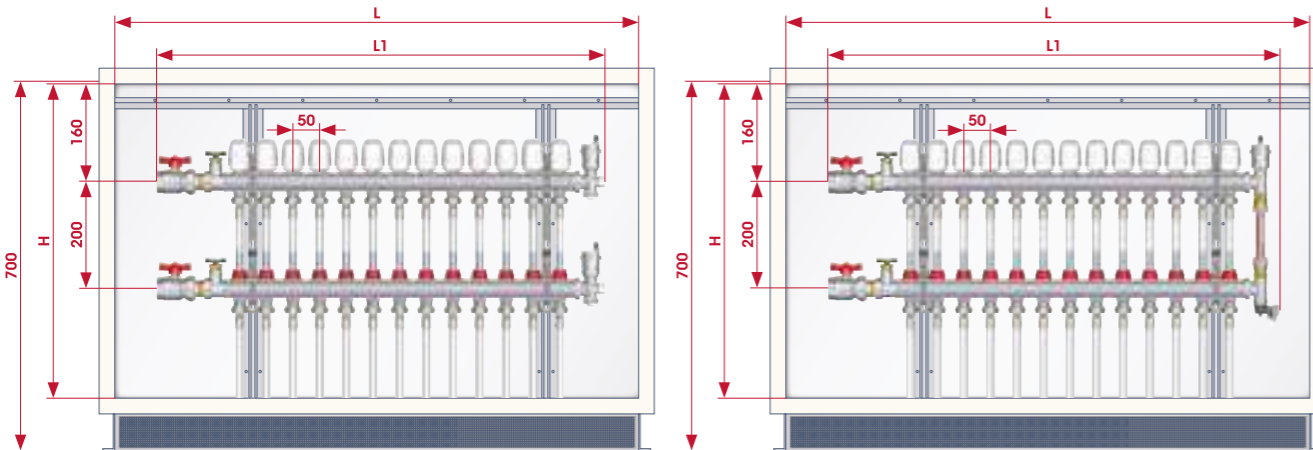
CODE	498.600.450	498.700.450	498.850.450	498.1000.450	498.1100.450
LxH (mm)	600x450	700x450	850x450	1000x450	1100x450
N° vie	3-4	5-6	7-8-9	10	11-12-13
MANIFOLD	1" - 1"1/4				
L1	530	630	780	830	980

POSITIONING THE MANIFOLDS ART. 860 INTO METAL BOXES ART. 498R



CODE	498.500.450	498.600.450	498.700.450	498.850.450	498.1000.450
LxH (mm)	500x450	600x450	700x450	800x450	1000x450
N° vie	3-4	5-6	7-8	9-10-11	12-13
MANIFOLD	1" - 1"1/4				
L1	415	515	615	765	865

POSITIONING THE MANIFOLDS ART. 860 INTO METAL BOXES ART. 498



CODE	498.500.600	498.600.600	498.700.600	498.800.600	498.1000.600
LxH (mm)	500x600	600x600	700x600	800x600	1000x600
N° vie	3-4	5-6	7-8	9-10	11-12-13
MANIFOLD	1" - 1"1/4				
L1	415	515	615	715	815

POSITIONING THE MANIFOLDS ART. 860 WITH ZONE BALL VALVES INTO METAL BOXES ART. 498

CODE	498.600.600	498.700.600	498.800.600	498.1000.600	498.1100.600
LxH (mm)	600x600	700x600	800x600	1000x600	1100x600
N° vie	3-4	5-6	7-8	9-10	11-12-13
MANIFOLD	1" - 1"1/4				
L1	530	630	730	830	980

POSITIONING THE REGULATING UNIT INTO METAL BOXES ART. 498

CODE	498.600.600	498.700.600	498.800.600	498.1000.600	498.1100.600
LxH (mm)	600x600	700x600	800x600	1000x600	1100x600
N° vie	2-3	4-5	6-7	8-9-10	11-12-13
MANIFOLD	1"				
L1	495	595	695	845	995

POSITIONING THE MANIFOLDS ART. 860 WITH ZONE BALL VALVES INTO METAL BOXES ART. 498R

CODE	498.600.450	498.700.450	498.850.450	498.1000.450	498.1100.450
LxH (mm)	600x450	700x450	850x450	1000x450	1100x450
N° vie	3-4	5-6	7-8-9	10	11-12-13
MANIFOLD	1" - 1"1/4				
L1	530	630	780	830	980

POSITIONING THE REGULATING UNIT INTO METAL BOXES ART. 498R

CODE	498.600.450	498.700.450	498.850.450	498.1000.450	498.1100.450
LxH (mm)	600x450	700x450	850x450	1000x450	1100x450
N° vie	2-3	4-5	6-7	8-9-10	11-12-13
MANIFOLD	1"				
L1	495	595	695	845	995

FITTINGS

FITTINGS FOR MULTILAYER, PEX AND POLYBUTYLENE PIPE



MULTI-FIT® FITTINGS AND MULTI-FIT® SYSTEM **164**



FITTINGS 595M AND 595P **164**



THREADED FITTINGS **165 - 166**



ACCESSORIES FOR MULTI-FIT® FITTINGS **167**

FITTINGS FOR COPPER, PEX AND POLYBUTYLENE PIPE



ITAP-FIT® PUSH-FIT FITTINGS **168 - 173**



COMPRESSION FITTINGS **174 - 175**



THREADED FITTINGS **176 - 177**

FITTINGS FOR POLYETHYLENE PIPE



VX FITTINGS **178 - 182**



VX-N FITTINGS **184 - 185**

MECHANICAL FITTINGS AND ACCESSORIES



MECHANICAL FITTINGS AND ACCESSORIES **186 - 187**




multi.fit®


THE SIMPLE, FAST AND MONEY SAVING SYSTEM FOR MULTILAYER, PEX AND POLYBUTYLENE PIPE



FOUR SIMPLE STEPS FOR A SAFE INSTALLATION!



1. Cut the pipe by a pipe cutter.
2. Deburr the inner side of the pipe.
3. Insert the fitting into the pipe.
4. Once the threaded part of the fitting reaches the pipe, screw the tail into the pipe as far as the thread has completely entered the pipe. THE CONNECTION IS SAFE AND EASILY REVERSIBLE.



ADVANTAGES


- NO NEED TO REAM THE PIPE
- FIT FOR EVERY KIND OF MULTILAYER PIPE
- THE CONNECTION IS REVERSIBLE
- SUITABLE FOR SANITARY AND HEATING PLANTS
- NO NEED TO PRESS. NO NEED TO TIGHTEN.
- NO SPECIAL EQUIPMENT IS REQUIRED FOR THE INSTALLATION



The fittings are supplied with an o-ring for conical seats and a flat washer for flat seats.

multi.fit®


MANIFOLD WATER DISTRIBUTION SYSTEM



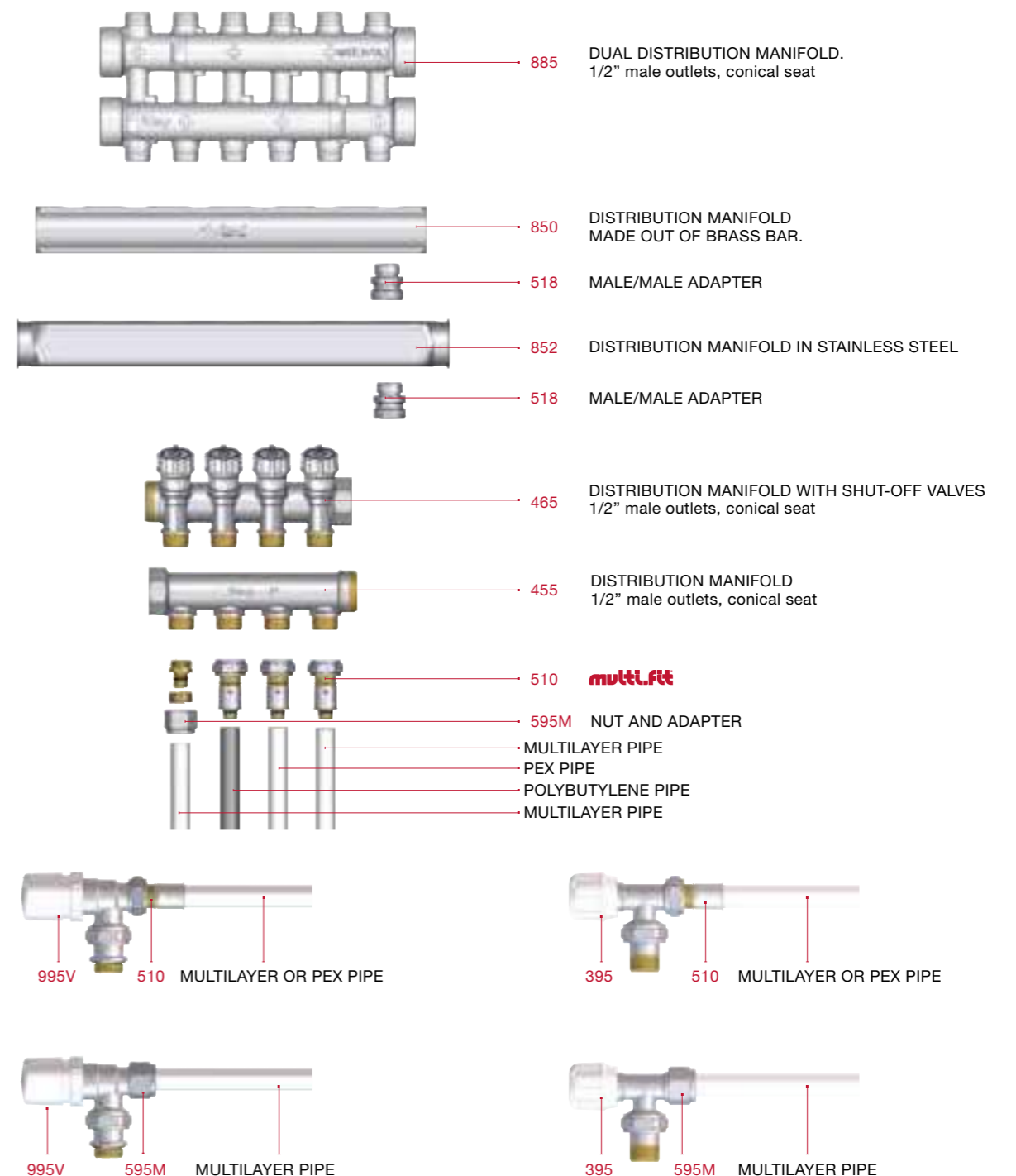
- NO MORE BUILD-IN TEE AND ELBOW JUNCTIONS
- NO MORE LEAKAGES
- REALLY MAKE THE MOST OF MULTILAYER PIPING FLEXIBILITY AND INSTALLATION SPEED
- IMPROVE THE WATER FLOW
- MAKE REPAIRS EASY AND FAST
- EACH ENDPOINT CONNECTED TO A SINGLE MANIFOLD OUTLET

595M


COMPRESSION FITTINGS FOR MULTILAYER PIPE



USE OF THE FITTINGS FOR MULTILAYER PIPE



510 Multi-Fit® fitting for multilayer, PEX and polybutylene pipe



Available size with 1/2" nut

SIZE	CODE	PACKING
14x2	510001214200	20/360
16x2	510001216200	20/360
16x2,25	510001216225	20/360
18x2	510001218200	15/270
20x2	510001220200	15/270
20x2,25	510001220225	15/270
20x2,5	510001220250	15/270

Available size with 3/4" nut EUROKONUS


SIZE	CODE	PACKING
16x2	510003416200	20/160
18x2	510003418200	15/195
20x2	510003420200	15/195
20x2,25	510003420225	15/195
25x2,5	510003425250	10/130
26x3	510003426300	10/130

Available size with 1" nut

SIZE	CODE	PACKING
25x2,5	510010025250	10/190
26x3	510010026300	10/190
32x3	510010032300	10/130

PATENTED
Nut in nickel-plated brass.
Tail in brass.
Maximum working pressure: 20 bar.
Threads: ISO 228 (equivalent to DIN EN ISO 228 and BS EN ISO 228).
Minimum and maximum working temperature: -20°C, 110°C.
The fittings are supplied with an o-ring for conical seats and a flat washer for flat seats.

595M Nut and adapter for multilayer pipe



Available size with 1/2" nut


SIZE	CODE	PACKING
1/2"-14X2	595001214200M	20/400
1/2"-16X2	595001216200MI	20/400
1/2"-16X2,25	595001216225M	20/300

Available size with 3/4" nut EUROKONUS

SIZE	CODE	PACKING
3/4"-16X2	595003416200MI	20/400
3/4"-18X2	595003418200M	20/300
3/4"-20X2	595003420200MI	20/400

Minimum and maximum working temperature: -20°C, 110°C.
Maximum working pressure: 10 bar.
1/2" male thread suitable for conical seats with an inner diameter of 16mm.

595P Nut and adapter for PEX pipe



Available size with 3/4" nut EUROKONUS

SIZE	CODE	PACKING
3/4" - 16X1,5	595003416150P	25/200
3/4" - 16X1,8	595003416180P	25/200
3/4" - 16X2	595003416200P	20/300
3/4" - 17X2	595003417200P	20/300
3/4" - 20X1,9	595003420190P	25/200
3/4" - 20X2	595003420200P	20/300


Minimum and maximum working temperature: -20°C, 110°C.
Maximum working pressure: 10 bar.



INFO Male thread 1/2" equipped with a conical seat and inner diameter mm.16.
Male thread 3/4" eurokonus.
Male thread 1" equipped with a conical seat and inner diameter mm.22.
Maximum working pressure: 20 bar.

509 Straight female connector


Available sizes: 1/2"x1/2", 1/2"Mx3/4"F, 3/4"x3/4" eurokonus



SIZE	CODE	PACKING
1/2"x1/2"	5090012012	20/600
1/2"x3/4"	5090012034	15/345
3/4"x3/4"	5090034034	12/276

515 Straight male connector


Available sizes: 1/2"x1/2", 1/2"x3/4"eurokonus, 3/4"x3/4" eurokonus, 1"x1"



SIZE	CODE	PACKING
1/2"x1/2"	5150012012	30/720
1/2"x3/4"	5150012034	20/480
3/4"x3/4"	5150034034	20/220
1" x 1"	5150100100	8/240

530 Equal T coupling


Available sizes: 1/2"x1/2"x1/2", 3/4"x3/4"x3/4" eurokonus, 1"x1"x1"



SIZE	CODE	PACKING
1/2"	5300012012	16/336
3/4"	5300034034	8/168
1"	5300100100	6/126

535 Female branch T coupling


Available sizes: 1/2"x1/2"x1/2", 3/4"x3/4"x3/4" eurokonus



SIZE	CODE	PACKING
1/2"	5350012012	14/294
3/4"	5350034034	8/168

540 Male elbow


Available sizes: 1/2"x1/2", 1/2"x3/4"eurokonus, 3/4"x3/4" eurokonus, 1"x1"



SIZE	CODE	PACKING
1/2"x1/2"	5400012012	18/432
1/2"x3/4"	5400012034	13/312
3/4"x3/4"	5400034034	10/240
1"x1"	5400100100	8/168

545 Female elbow


Available sizes: 1/2"x1/2", 1/2"Mx3/4"F, 3/4"x3/4" eurokonus



SIZE	CODE	PACKING
1/2"x1/2"	5450012012	14/336
1/2"x3/4"	5450012034	8/272
3/4"x3/4"	5450034034	8/272

548 Backplate female elbow


Available sizes: 1/2"x1/2", 3/4"x3/4" eurokonus



SIZE	CODE	PACKING
1/2"	5480012012	12/252
3/4"	5480034034	8/128




578 Metal template with 2 backplate elbows



SIZE	CODE	PACKING
1/2"	578012012	4/56
3/4"	578034034	4/56

It allows the greatest accuracy during the installation of Multi-Fit® fittings.
Centres distances: mm.100, mm.127, mm.150, mm.177, mm.200.
Available sizes: 1/2"x1/2", 3/4"x3/4" eurokonus.
Male thread 1/2" equipped with a conical seat and inner diameter mm.16.
Male thread 3/4" eurokonus.
Maximum working pressure: 20 bar.


518N Male/male adapter - 1" manifolds



SIZE	PRESSURE	CODE	PACKING
1/2" - 1/2"	20bar/290psi	5180012012N	30/540
1/2" - 3/4" EUROKONUS	20bar/290psi	5180012034N	20/360

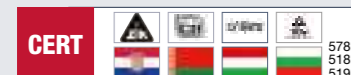
Available size: 1/2"x1/2", 1/2"x3/4" eurokonus.
Body in nickel-plated brass.
Maximum working temperature: 100°C.
Threads: ISO228 (equivalent to DIN EN ISO 228 and BS EN ISO 228).
Thread G: available in size 1/2" with conical seat and inner diameter mm.16 or in size 3/4" eurokonus. 1/2"x1/2" size is also suitable as adapter for flow meters on 1" manifolds.

519N Male/male adapter - 1 1/4 manifolds




SIZE	PRESSURE	CODE	PACKING
1/2" - 3/4" EUROKONUS	20bar/290psi	5190012034N	20/360

Available size: 1/2"x3/4" eurokonus.
Body in nickel-plated brass.
Maximum working temperature: 100°C.
Threads: ISO228 (equivalent to DIN EN ISO 228 and BS EN ISO 228).
It is also suitable as adapter for flow meters on 1 1/4 manifolds.




494 Male end cap with o-ring



SIZE	CODE	PACKING
3/8"	4940038	50/1100
1/2"	4940012	40/720
3/4"	4940034	26/598
1"	4940100	16/384
1 1/4"	4940114	12/264

Body in nickel-plated brass.
O-ring in EPDM.
Maximum working temperature: 110°C.
Threads: ISO 228 (equivalent to DIN EN ISO 228 and BS EN ISO 228).


680 Pipe deburring tool



CODE	PACKING
680012028	1/100

Suitable for pipes with diameter from 3mm to 35mm.
Material: metal.


575 Shear for multilayer and PEX pipes



CODE	PACKING
575014032	1/60

Suitable for pipes with diameter from 14mm to 32mm.

570 Connecting/disconnecting tool



CODE	PACKING
570014026	1/60





PUSH-FIT FITTINGS FOR COPPER, PEX AND POLYBUTYLENE



FOUR SIMPLE STEPS FOR A SAFE INSTALLATION



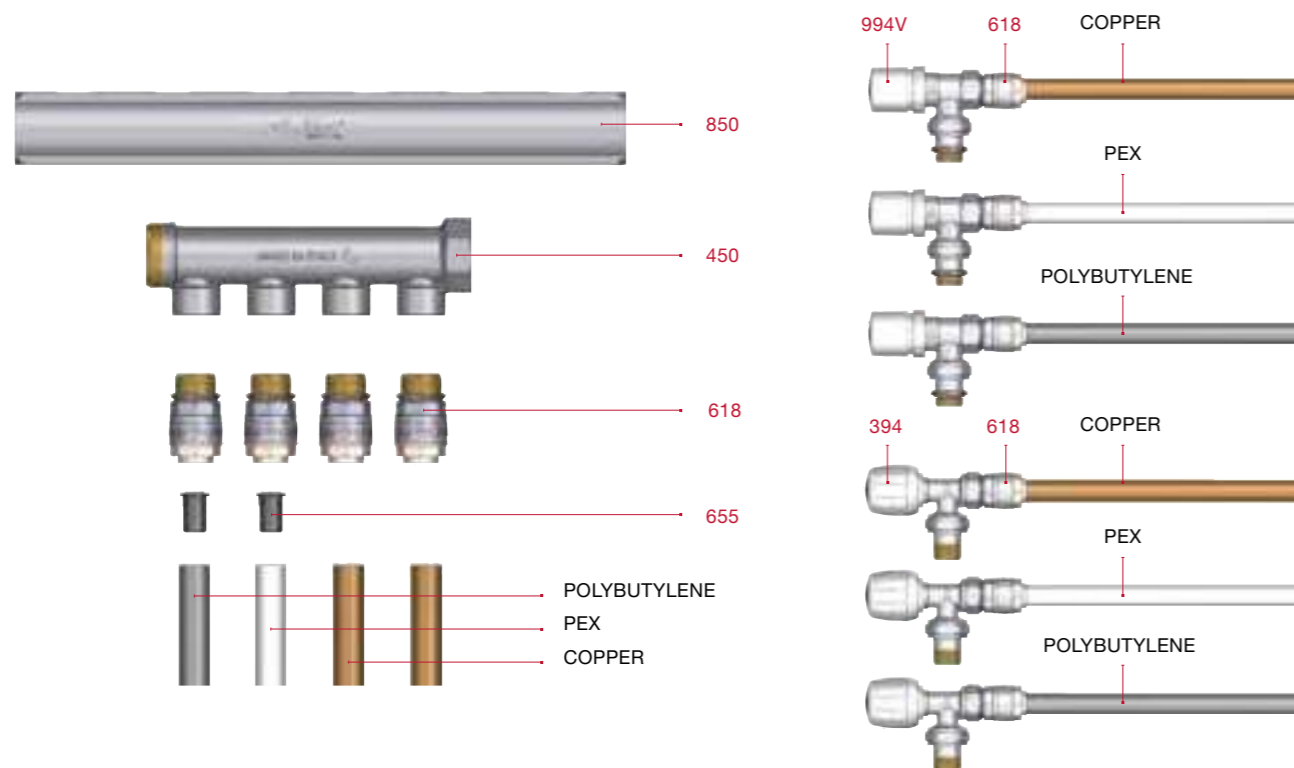
1. Cut the pipe by a rotary pipe cutter.
2. Deburr the external surface of the pipe.
3. Insert the pipe in the depth gauge and mark the pipe.
4. Insert the pipe by pushing it as far as it reaches the blocking point, that should correspond to the mark made before.
If you are using cross-linked polyethylene pipes (PEX) or polybutylene pipes you have to insert the liner before the connection.

5. To disconnect the fitting you just need to push the release liner by the clip and at the same time pull the pipe.

ADVANTAGES

- SAVING OF TIME DURING THE INSTALLATION AS FAR AS 90%.
- SUITABLE FOR HEATING AND SANITARY SYSTEMS
- NO NEED OF SPECIAL OR EXPENSIVE TOOLS FOR THE INSTALLATION
- REVERSIBLE INSTALLATION

USE OF THE FITTINGS WITH COPPER, PEX AND POLYBUTYLENE



INFO

Bodies in de-zincification resistant brass (DZR).
 Minimum and maximum working temperatures: -20°C, 120°C (allowed peaks of 150°C).
 Nominal pressure:
 Copper pipe: 20bar at 25°C, 10bar at 90°C.
 PEX and polybutylene pipes: 12bar at 25°C, 5 bar at 90°C.
 Threads: ISO 7/1 (equivalent to DIN EN 10226-1 and BS EN 10226-1).



610

Straight female connector



SIZE	CODE	PACKING
12x3/8"	610B038012	18/378
12x1/2"	610B012012	14/294
14x1/2"	610B012014	14/294
15x1/2"	610B012015	14/294
16x1/2"	610B012016	14/294
18x1/2"	610B012018	7/210
18x3/4"	610B034018	7/210
20x1/2"	610B012020	10/210
22x3/4"	610B034022	5/150
25x3/4"	610B034025	8/168
28x1"	610B100028	5/95



615

Straight male connector



SIZE	CODE	PACKING
12x3/8"	615B038012	24/720
12x1/2"	615B012012	18/378
14x3/8"	615B038014	18/378
14x1/2"	615B012014	18/378
15x1/2"	615B012015	18/378
16x1/2"	615B012016	15/450
18x1/2"	615B012018	15/240
18x3/4"	615B034018	15/240
20x1/2"	615B012020	14/224
22x3/4"	615B034022	12/192
25x3/4"	615B034025	11/176
28x1"	615B100028	8/152



620

Straight coupling



SIZE	CODE	PACKING
12	620C000012	12/360
14	620C000014	12/252
15	620C000015	12/252
16	620C000016	12/252
18	620C000018	12/192
20	620C000020	10/130
22	620C000022	8/128
25	620C000025	7/112
28	620C000028	6/114



INFO Bodies in de-zincification resistant brass (DZR).
 Minimum and maximum working temperatures: -20°C, 120°C (allowed peaks of 150°C).
 Nominal pressure:
 Copper pipe: 20bar at 25°C, 10bar at 90°C.
 PEX and polybutylene pipes: 12bar at 25°C, 5 bar at 90°C.
 Threads: ISO 7/1 (equivalent to DIN EN 10226-1 and BS EN 10226-1).

INFO Bodies in de-zincification resistant brass (DZR).
 Minimum and maximum working temperatures: -20°C, 120°C (allowed peaks of 150°C).
 Nominal pressure:
 Copper pipe: 20bar at 25°C, 10bar at 90°C.
 PEX and polybutylene pipes: 12bar at 25°C, 5 bar at 90°C.
 Threads: ISO 7/1 (equivalent to DIN EN 10226-1 and BS EN 10226-1).

625 Stop end



SIZE	CODE	PACKING
12	625C000012	30/630
14	625C000014	25/525
15	625C000015	25/525
16	625C000016	25/525
18	625C000018	16/336
20	625C000020	14/294
22	625C000022	8/240

Suitable as **PLUG IN ORDER TO TEST INSTALLATIONS** with copper, PEX, PB, multilayer pipes.
 The fitting is usable again.

640 Male elbow



SIZE	CODE	PACKING
12x3/8"	640B038012	12/360
12x1/2"	640B012012	12/360
14x1/2"	640B012014	12/360
15x1/2"	640B012015	12/360
16x1/2"	640B012016	10/300
18x1/2"	640B012018	10/240
18x3/4"	640B034018	10/240
20x1/2"	640B012020	10/240
22x3/4"	640B034022	8/192
25x3/4"	640B034025	8/128
28x1"	640B100028	6/114

630 Equal T coupling



SIZE	CODE	PACKING
12x12x12	630C000012	8/240
14x14x14	630C000014	6/180
15x15x15	630C000015	6/180
16x16x16	630C000016	6/144
18x18x18	630C000018	6/96
20x20x20	630C000020	5/95
22x22x22	630C000022	5/95
25x25x25	630C000025	5/65
28x28x28	630C000028	4/72

645 Female elbow



SIZE	CODE	PACKING
12x3/8"	645B038012	12/360
12x1/2"	645B012012	12/360
14x1/2"	645B012014	12/252
15x1/2"	645B012015	12/252
16x1/2"	645B012016	10/300
18x1/2"	645B012018	10/160
18x3/4"	645B034018	10/160
20x1/2"	645B012020	10/160
22x3/4"	645B034022	8/128
25x3/4"	645B034025	8/128
28x1"	645B100028	6/114

635 Female branch T coupling





SIZE	CODE	PACKING
14x1/2"	635B012014	6/180
15x1/2"	635B012015	6/180
16x1/2"	635B012016	6/180
18x1/2"	635B012018	6/144
18x3/4"	635B034018	6/144
20x1/2"	635B012020	8/104
22x3/4"	635B034022	6/108
25x3/4"	635B034025	6/60
28x1"	635B100028	4/72

648 Backplate female elbow




SIZE	CODE	PACKING
14x1/2"	648B012014	6/144
15x1/2"	648B012015	6/144
16x1/2"	648B012016	6/144




INFO Bodies in de-zincification resistant brass (DZR).
 Minimum and maximum working temperatures: -20°C, 120°C (allowed peaks of 150°C).
 Nominal pressure:
 Copper pipe: 20bar at 25°C, 10bar at 90°C.
 PEX and polybutylene pipes: 12bar at 25°C, 5 bar at 90°C.
 Threads: ISO 7/1 (equivalent to DIN EN 10226-1 and BS EN 10226-1).

650 Elbow coupling



SIZE	CODE	PACKING
12	650C000012	12/360
14	650C000014	10/300
15	650C000015	10/210
16	650C000016	10/240
18	650C000018	10/160
20	650C000020	8/152
22	650C000022	8/152
25	650C000025	6/114
28	650C000028	5/95


618 Nickel-plated straight male connector with an o-ring



SIZE	CODE	PACKING
12x1/2"	6180012012	18/378
14x1/2"	6180012014	18/378
16x1/2"	6180012016	15/450

Designed to be used with Itap radiator valves, either manual or thermostatic, with a female thread, and with simple manifolds, with female outlets.
 Of course, it may be used with any radiator valve or manifold, as long as they are equipped with 1/2" female connections.
 Body in nickel-plated brass.
 O-ring in EPDM.
 Minimum and maximum working temperatures: -20°C, 120°C (allowed peaks of 150°C).
 Nominal pressure: Copper pipe: 20bar at 25°C, 10bar at 90°C.
 PEX and polybutylene pipes: 12bar at 25°C, 5 bar at 90°C.
 Threads: ISO 228 (equivalent to DIN EN ISO 228 and BS EN ISO 228).

655 Liner



SIZE	CODE	PACKING
12 x 1,1 14 x 2	655BU012110	50/0
12 x 1,8	655BU012180	50/0
15 x 1,8 16 x 2,2 16 x 2,3	655BU015180	50/0
15 x 2,5	655BU015250	50/0
16 x 1,5 17 x 2 18 x 2,5	655BU016150	50/0
16 x 2	655BU016200	50/0
20 x 1,9 20 x 2 22 x 3	655BU020190	40/0
20 x 2,8	655BU020280	40/0
22 x 2 22 x 2,1 25 x 3,5	655BU022200	40/0


COMPATIBILITY CHART OF THE LINER ART.655 TO CROSS-LINKED POLYETHYLENE (PEX) OR POLYBUTYLENE PIPES.

CODE	OUTSIDE DIAMETER X THICKNESS OF THE PIPE (mm)
655BU012110	12X1.1, 14X2
655BU012180	12X1.8
655BU015180	15X1.8, 16X2.2, 16X2.3
655BU015250	15X2.5
655BU016150	16X1.5, 17X2, 18X2.5
655BU016200	16X2
655BU020190	20X1.9, 20X2, 22X3
655BU020280	20X2.8
655BU022200	22X2, 22X2.1, 25X3.5

The liner has to be inserted into cross-linked polyethylene or polybutylene pipes before the joint to Itap-Fit® fittings is made.




671 Disconnecting clip




SIZE	CODE	PACKING
12	671012	10/0
14	671014	10/0
15	671015	10/0
16	671016	10/0
18	671018	10/0
20	671020	10/0
22	671022	10/0
25	671025	10/0
28	671028	10/0

685 Depth gauge



CODE	PACKING
685012028	1/60


575 Shear for multilayer and PEX pipes



CODE	PACKING
575014032	1/60

Suitable for pipes with diameter from 14mm to 32mm.

680 Pipe deburring tool



CODE	PACKING
680012028	1/100

Suitable for pipes with diameter from 3mm to 35mm.
 Material: metal.

COMPRESSION FITTINGS FOR COPPER PIPE

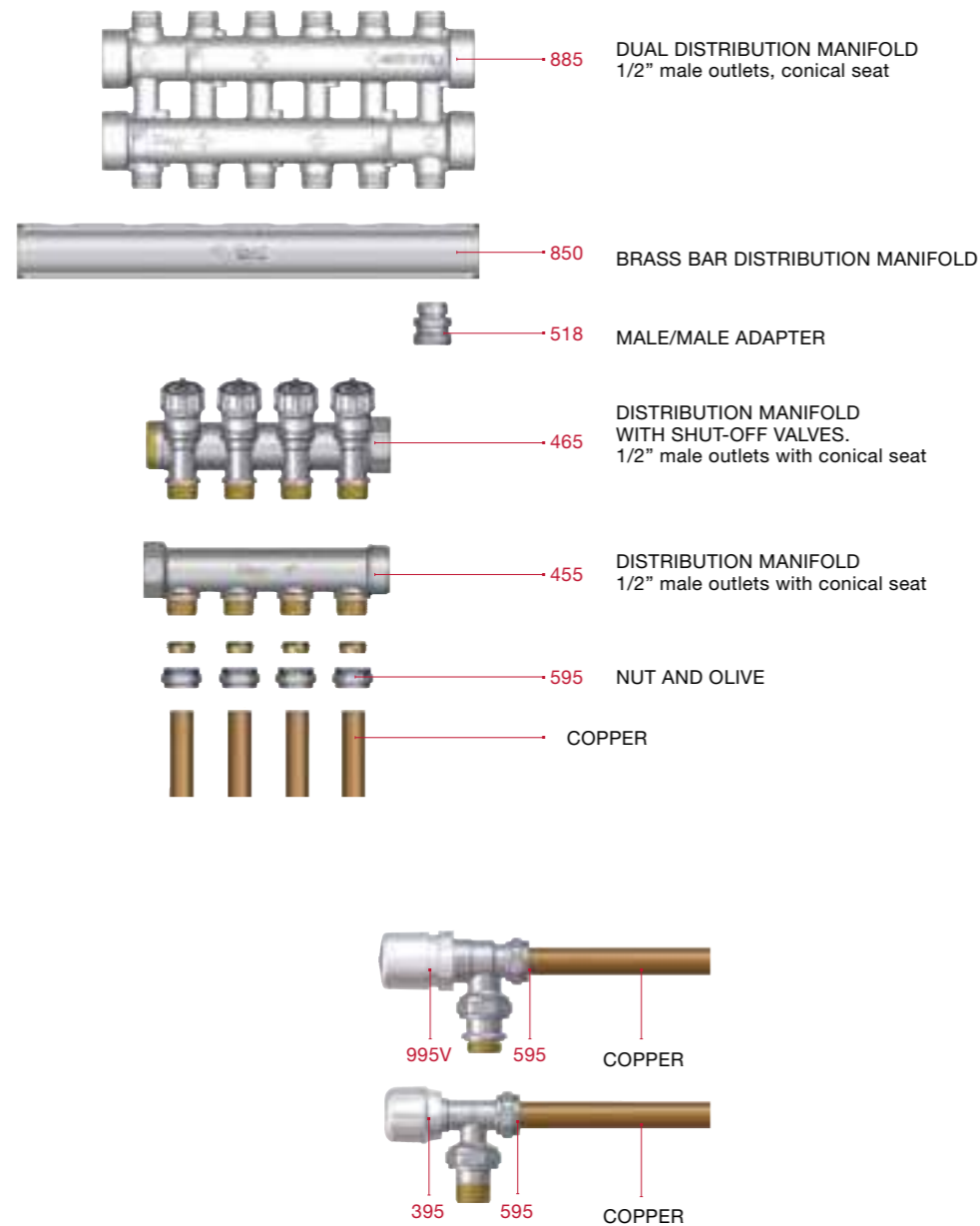
ACCORDING TO UNI EN 1254-2 STANDARD

WITH BLACK OLIVE FOR WATER SYSTEMS AND FOOD USE



WITH YELLOW OLIVE FOR GAS AND FLUID HYDROCARBONS SYSTEMS

USE OF THE FITTINGS WITH COPPER PIPE



595

Nut and tail



SIZE	CODE	PACKING
1/2"x10	595001210	50/600
1/2"x12	595001212	50/600
1/2"x14	595001214	50/600
1/2"x15	595001215	50/600
1/2"x16	595001216	50/600
SIZE	CODE	PACKING
3/4"x15	595003415	25/300
3/4"x18	595003418	25/300

The olive complies with EN 681-1 standard.
 Minimum and maximum working temperatures: 0°C, 90°C.
 Maximum working pressure: 10 bar.
 1/2" male thread suitable for conical seats with an inner diameter of 16mm.
 3/4" thread suitable for EUROKONUS standard.
**COMPRESSION FITTINGS FOR COPPER PIPES.
 WATER SYSTEMS AND FOOD USE.**




598

Nut and tail



SIZE	CODE	PACKING
1/2"x12	598001212	50/600
1/2"x14	598001214	50/600
1/2"x15	598001215	50/600
1/2"x16	598001216	50/600
3/4"x18	598003418	25/450

The olive complies with EN 682 standard.
 Minimum and maximum working temperatures: -15°C, 50°C.
 Maximum working pressure for gas: 5bar.
 Maximum working pressure for hydrocarbons: 16bar.
 1/2" male thread suitable for conical seats with an inner diameter of 16mm.
 3/4" thread suitable for EUROKONUS standard.
**COMPRESSION FITTINGS FOR COPPER PIPES.
 GAS AND FLUID HYDROCARBONS SYSTEMS.**



INFO Male thread 1/2" equipped with a conical seat and inner diameter mm.16.
Male thread 3/4" eurokonus.
Maximum working pressure: 20 bar.

509 **Straight female connector**



Available sizes: 1/2"x1/2", 1/2"Mx3/4"F, 3/4"x3/4" eurokonus

SIZE	CODE	PACKING
1/2"x1/2"	5090012012	20/600
1/2"x3/4"	5090012034	15/345
3/4"x3/4"	5090034034	12/276

515 **Straight male connector**



Available sizes: 1/2"x1/2", 1/2"x3/4"eurokonus, 3/4"x3/4" eurokonus

SIZE	CODE	PACKING
1/2"x1/2"	5150012012	30/720
1/2"x3/4"	5150012034	20/480
3/4"x3/4"	5150034034	20/220

530 **Equal T coupling**



Available sizes: 1/2"x1/2"x1/2", 3/4"x3/4"x3/4" eurokonus

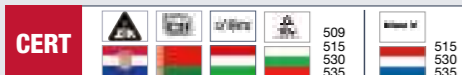
SIZE	CODE	PACKING
1/2"	5300012012	16/336
3/4"	5300034034	8/168

535 **Female branch T coupling**



Available sizes: 1/2"x1/2"x1/2", 3/4"x3/4"x3/4" eurokonus

SIZE	CODE	PACKING
1/2"	5350012012	14/294
3/4"	5350034034	8/168



INFO Male thread 1/2" equipped with a conical seat and inner diameter mm.16.
Male thread 3/4" eurokonus.
Maximum working pressure: 20 bar.

540 **Male elbow**



Available sizes: 1/2"x1/2", 1/2"x3/4"eurokonus, 3/4"x3/4" eurokonus

SIZE	CODE	PACKING
1/2"x1/2"	5400012012	18/432
1/2"x3/4"	5400012034	13/312
3/4"x3/4"	5400034034	10/240

545 **Female elbow**



Available sizes: 1/2"x1/2", 1/2"Mx3/4"F, 3/4"x3/4" eurokonus

SIZE	CODE	PACKING
1/2"x1/2"	5450012012	14/336
1/2"x3/4"	5450012034	8/272
3/4"x3/4"	5450034034	8/272

548 **Backplate female elbow**



Available sizes: 1/2"x1/2", 3/4"x3/4" eurokonus

SIZE	CODE	PACKING
1/2"	5480012012	12/252
3/4"	5480034034	8/128




VX FITTINGS

SUITABLE FOR THE USE WITH HIGH AND LOW DENSITY POLYETHYLENE PIPES



MATERIALS



POS.	DESCRIPTION	Q.TY	MATERIAL
1	Body	1	CW 617N brass
2	Tightening brass nut	1	CW 617N brass
2A	Flanged tightening ring	1	CW 617N brass
3	O-ring	1	Elastomeric seal
4	O-ring pushing washer	1	Stainless steel AISI 304
5	Fastening ring	1	Nickel-plated brass CW 617N
5A	Fastening ring	1	CW 617N brass
6	Liner for pipes type S5	1	Stainless steel AISI 304
7	Notched washer for screws	4	Stainless steel AISI 304
8	Blocking screw	4	Stainless steel AISI 304

INSTALLATION



COUPLING COMBINATION 4" X 110 MM



INFO

Minimum and maximum working temperatures: -20°C, 110°C (in absence of steam).
 Nominal pressure: 25 bar.
 Female threads from 1/2" to 4" and male threads 2"1/2, 3" and 4":
 ISO228 (equivalent to DIN EN ISO 228 and BS EN ISO 228).
 Male threads from 1/2" to 2": ISO 7/1 (equivalent to DIN EN 10226-1 and BS EN 10226-1).

010

Straight female connector



SIZE	CODE	PACKING
1/2"x20	0100012020	20/220
3/4"x25	0100034025	15/165
1"x32	0100100032	12/120
1"1/4x40	0100114040	6/60
1"1/2x50	0100112050	4/32
2"x63	0100200063	2/26

010FL

Straight female connector, with flanges



SIZE	CODE	PACKING
2"1/2x75	0100212075	4/16
3"x90	0100300090	2/10
4"x110	0100400110	2/4

015

Straight male connector



SIZE	CODE	PACKING
1/2"x20	0150012020	20/220
3/4"x25	0150034025	15/165
1"x32	0150100032	12/120
1"1/4x40	0150114040	6/60
1"1/2x50	0150112050	4/32
2"x63	0150200063	2/26

015FL

Straight male connector, with flanges



SIZE	CODE	PACKING
2"1/2x75	0150212075	4/16
3"x90	0150300090	2/10
4"x110	0150400110	2/4

020

Straight coupling



SIZE	CODE	PACKING
20	0200012020	12/192
25	0200034025	10/110
32	0200100032	8/64
40	0200114040	4/40
50	0200112050	2/32
63	0200200063	2/16

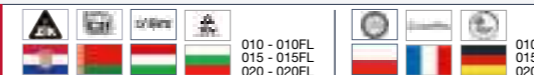
020FL

Straight coupling, with flanges



SIZE	CODE	PACKING
75	0200212075	4/8
90	0200300090	2/4
110	0200400110	1/2

CERT



INFO Minimum and maximum working temperatures: -20°C, 110°C (in absence of steam).
Nominal pressure: 25 bar.
Female threads from 1/2" to 4" and male threads 2"1/2, 3" and 4":
ISO228 (equivalent to DIN EN ISO 228 and BS EN ISO 228).
Male threads from 1/2" to 2": ISO 7/1 (equivalent to DIN EN 10226-1 and BS EN 10226-1).

025 Extended coupling sleeve, to repair pipes



SIZE	CODE	PACKING
32	0250100032	6/48
40	0250114040	4/36
50	0250112050	2/20
63	0250200063	1/12

030 Equal T coupling



SIZE	CODE	PACKING
20	0300012020	6/96
25	0300034025	6/60
32	0300100032	4/32
40	0300114040	4/24
50	0300112050	2/18
63	0300200063	1/8

030FL Equal T coupling, with flanges



SIZE	CODE	PACKING
75	0300212075	1/4
90	0300300090	1/2

035 Female branch T coupling

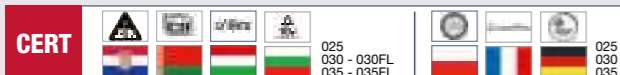


SIZE	CODE	PACKING
1/2"x20	0350012020	8/128
3/4"x25	0350034025	6/96
1"x32	0350100032	4/40
1"1/4x40	0350114040	4/36
1"1/2x50	0350112050	2/26
2"x63	0350200063	1/12

035FL Female branch T coupling, with flanges



SIZE	CODE	PACKING
2"1/2x75	0350212075	1/8
3"x90	0350300090	1/4
4"x110	0350400110	1/2



INFO Minimum and maximum working temperatures: -20°C, 110°C (in absence of steam).
Nominal pressure: 25 bar.
Female threads from 1/2" to 4" and male threads 2"1/2, 3" and 4":
ISO228 (equivalent to DIN EN ISO 228 and BS EN ISO 228).
Male threads from 1/2" to 2": ISO 7/1 (equivalent to DIN EN 10226-1 and BS EN 10226-1).

040 Male elbow



SIZE	CODE	PACKING
1/2"x20	0400012020	15/165
3/4"x25	0400034025	12/120
1"x32	0400100032	8/64
1"1/4x40	0400114040	6/48
1"1/2x50	0400112050	4/32
2"x63	0400200063	2/24

040FL Male elbow, with flanges



SIZE	CODE	PACKING
2"1/2x75	0400212075	1/8
3"x90	0400300090	1/4

045 Female elbow

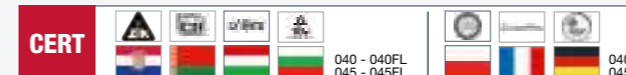


SIZE	CODE	PACKING
1/2"x20	0450012020	15/165
3/4"x25	0450034025	12/132
1"x32	0450100032	8/64
1"1/4x40	0450114040	6/48
1"1/2x50	0450112050	4/32
2"x63	0450200063	2/16

045FL Female elbow, with flanges



SIZE	CODE	PACKING
2"1/2x75	0450212075	1/8
3"x90	0450300090	1/8
4"x110	0450400110	1/4



INFO Minimum and maximum working temperatures: -20°C, 110°C (in absence of steam).
 Nominal pressure: 25 bar.
 Female threads from 1/2" to 4" and male threads 2"1/2, 3" and 4":
 ISO228 (equivalent to DIN EN ISO 228 and BS EN ISO 228).
 Male threads from 1/2" to 2": ISO 7/1 (equivalent to DIN EN 10226-1 and BS EN 10226-1).

050 Elbow coupling



SIZE	CODE	PACKING
20	0500012020	12/120
25	0500034025	10/100
32	0500100032	6/48
40	0500114040	4/32
50	0500112050	2/16
63	0500200063	2/16

050FL Elbow coupling, with flanges



SIZE	CODE	PACKING
75	0500212075	1/8
90	0500300090	1/4

048 Backplate female elbow



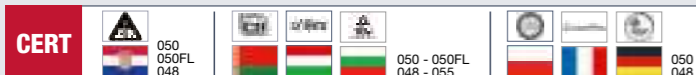
SIZE	CODE	PACKING
1/2"x20	0480012020	15/120
3/4"x25	0480034025	12/96
1"x32	0480100032	8/64

055 Stainless steel liner



SIZE	CODE	PACKING
20	0550012020	100/2400
25	0550034025	75/975
32	0550100032	50/650
40	0550114040	30/420
50	0550112050	20/280
63	0550200063	10/140
75	0550212075	8/104
90	0550300090	6/78
110	0550400110	2/36

Liner in stainless steel AISI 304, whose purpose is to structurally strengthen polyethylene pipes that are used with pipe of S5 series. To use exclusively with VX and VX-N fittings.



VX-N FITTINGS

SUITABLE FOR THE USE WITH HIGH AND LOW DENSITY POLYETHYLENE PIPES



MATERIALS

POS.	DESCRIPTION	Q.TY	MATERIAL
1	Body	1	CW 617N brass
2	Tightening brass nut	1	CW 617N brass
3	O-ring	1	Elastomeric seal
4	O-ring pushing ring	1	Stainless steel AISI 304
5	Fastening ring	1	Nickel-plated CW 617N brass
6	Liner for pipes type S5	1	Stainless steel AISI 304

INSTALLATION



INFO Minimum and maximum working temperatures: -20°C, 110°C (in absence of steam).
Nominal pressure: 25 bar.
Threads: ISO 228 (equivalent to DIN EN ISO 228 and BS EN ISO 228).

710 Straight female connector



SIZE	CODE	PACKING
1/2"x20	7100012020	20/320
3/4"x25	7100034025	15/240
1"x32	7100100032	12/120
1"1/4x40	7100114040	6/108

715 Straight male connector

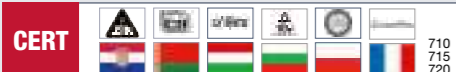


SIZE	CODE	PACKING
1/2"x20	7150012020	20/320
3/4"x25	7150034025	15/240
1"x32	7150100032	12/120
1"1/4x40	7150114040	6/60

720 Straight coupling



SIZE	CODE	PACKING
20	7200012020	12/288
25	7200034025	10/160
32	7200100032	8/104
40	7200114040	4/72



INFO Minimum and maximum working temperatures: -20°C, 110°C (in absence of steam).
Nominal pressure: 25 bar.
Threads: ISO 228 (equivalent to DIN EN ISO 228 and BS EN ISO 228).

730 Equal T coupling



SIZE	CODE	PACKING
20	7300012020	6/144
25	7300034025	6/108
32	7300100032	4/52
40	7300114040	4/36

735 Female branch T coupling



SIZE	CODE	PACKING
1/2"x20	7350012020	8/192
3/4"x25	7350034025	6/144
1"x32	7350100032	4/72
1"1/4x40	7350114040	4/48

740 Male elbow



SIZE	CODE	PACKING
1/2"x20	7400012020	15/240
3/4"x25	7400034025	12/120
1"x32	7400100032	8/80
1"1/4x40	7400114040	6/72

745 Female elbow



SIZE	CODE	PACKING
1/2"x20	7450012020	15/240
3/4"x25	7450034025	12/192
1"x32	7450100032	8/104
1"1/4x40	7450114040	6/72

750 Elbow coupling



SIZE	CODE	PACKING
20	7500012020	12/216
25	7500034025	10/100
32	7500100032	6/78
40	7500114040	4/48

055 Stainless steel liner



SIZE	CODE	PACKING
20	0550012020	100/2400
25	0550034025	75/975
32	0550100032	50/650
40	0550114040	30/420

Liner in stainless steel AISI 304, whose purpose is to structurally strengthen polyethylene pipes that are used with pipe of S5 series. To use exclusively with VX and VX-N fittings.



MECHANICAL FITTINGS AND ACCESSORIES

INFO Suitable for domestic water services, heating and air-conditioning plants.
Body in brass or nickel-plated brass.
Minimum and maximum working temperatures: -20°C, 120°C (in absence of steam).
Female threads: ISO228 (equivalent to DIN EN ISO 228 and BS EN ISO 228).

151 3-piece straight connector, flat washer



SIZE	CODE	PACKING
1/2"	1510012	20/220
3/4"	1510034	15/150
1"	1510100	12/96
1"1/4	1510114	8/64
1"1/2	1510112	6/30
2"	1510200	2/26

152 3-piece elbow, flat washer



SIZE	CODE	PACKING
1/2"	1520012	15/240
3/4"	1520034	12/96
1"	1520100	8/64
1"1/4	1520114	6/48

161 3-piece straight connector, with o-ring



SIZE	CODE	PACKING
1/2"	1610012	20/220
3/4"	1610034	15/150
1"	1610100	12/96
1"1/4	1610114	8/64
1"1/2	1610112	6/30
2"	1610200	2/26

Size 1"1/2 and 2" have flat seat.

161G 3-piece straight connector, with o-ring



SIZE	CODE	PACKING
1/2"	1610012G	20/220
3/4"	1610034G	15/150
1"	1610100G	12/96
1"1/4	1610114G	8/64

162 3-piece elbow, with o-ring



SIZE	CODE	PACKING
1/2"	1620012	15/240
3/4"	1620034	12/96
1"	1620100	8/64
1"1/4	1620114	6/48



151 - 152
161 - 161G
162

154 Connector for water meters



SIZE	PRESSURE	CODE	PACKING
3/4"x1/2"	20bar/290psi	1540034	2/400
1"x3/4"	20bar/290psi	1540100	2/200
1"1/4x1"	20bar/290psi	1540114	2/100
1"1/2x1"1/4	20bar/290psi	1540112	2/80
2"x1"1/2	20bar/290psi	1540200	2/40
2"1/2x2"	20bar/290psi	1540212l	1/28

Available sizes:
F3/4"xM1/2", F1"XM3/4", F1"1/4XM1", F1"1/2XM1"1/4, F2"XM1"1/2, F2"1/2XM2".
Nut and tail in brass.
Minimum and maximum working temperatures: -20°C, 120°C.
Threads: ISO 228 (equivalent to DIN EN ISO 228 and BS EN ISO 228).
Available also with NPT thread.

110 5-way connector for pumps and tanks



SIZE	PRESSURE	CODE	PACKING
1"	25bar/362.5psi	1100100	1/125

Body in brass.
Nominal pressure: 25 bar.
Female threads: ISO228 (equivalent to DIN EN ISO 228 and BS EN ISO 228).
Male threads: ISO 7/1 (equivalent to DIN EN 10226-1 and BS EN 10226-1).

275 Reduction 3/8"x1/2"



SIZE	CODE	PACKING
3/8"x1/2"	2750012	250/3250

Female threads: ISO228 (equivalent to DIN EN ISO 228 and BS EN ISO 228).

276 Reduction 3/4"x1/2", inner hexagon



SIZE	CODE	PACKING
3/4"x1/2"	2760034	125/875

Female threads: ISO228 (equivalent to DIN EN ISO 228 and BS EN ISO 228).

142 PTFE taper



CODE	PACKING
1420012	250/500

Available size: mm12xmm0,076.
Length: m12.



110
275
276
110
110
154: 3/4" - 1"
154

ROL075 Thread sealing for metal thread joints



MI. 75

CODE	PACKING
ROL075	7/84

Composition: anaerobic methacrylate
 Colour: yellow
 Viscosity (+B2652+25° - mPa s): 20.000 - 80.000 thixotropic
 Specific weight (g/ml): 1,1
 Fluorescence: under blue light
 Flash point: > +100°C
 Gap filling: M56 / 2" / 0,30mm
 Handling cure time: 15-30 minutes
 Functional cure time: 1-2 hours
 Final cure time: 3-6 hours
 Locking torque breakaway (ISO 10964): 18 - 24 N x m
 Locking torque prevailing (ISO 10964): 7 - 14 N x m
 Shear strength (ISO 10123: 6-3 N/mm2)
 Temperature range: -55°C - +150°C

Anaerobic curing adhesive for sealing of metal thread joints only.
Approved for Gas (DVGW, DIN-EN 751-1), high pressure gas and GLP for working pressure up to 20 Bars.
WRAS listed for contact with wholesome (potable) water.
NSF registered in cat. P1 as acceptable for use as a sealant in and around food processing area.
Approved for use with gaseous oxygen up to 10 Bars and +60°C (BAM Ref. N° II-717/2007 E).
It seals against gas, water, LPG, hydrocarbons, oils and other chemicals.
Thixotropic property prevents migration of sealant from thread before or during curing.
It replaces PTFE tape and yarn and gives instant sealing against moderate pressure.
Shock and vibrations resistant, sealing properties unaffected over the temperature range from -55°C to +150°C.

TUB100 Thread sealing for metal thread joints











MI. 100

CODE	PACKING
TUB100	7/84

Composition: anaerobic methacrylate
 Colour: yellow
 Viscosity (+B2652+25° - mPa s): 20.000 - 80.000 thixotropic
 Specific weight (g/ml): 1,1
 Fluorescence: under blue light
 Flash point: > +100°C
 Gap filling: M56 / 2" / 0,30mm
 Handling cure time: 15-30 minutes
 Functional cure time: 1-2 hours
 Final cure time: 3-6 hours
 Locking torque breakaway (ISO 10964): 18 - 24 N x m
 Locking torque prevailing (ISO 10964): 7 - 14 N x m
 Shear strength (ISO 10123: 6-3 N/mm2)
 Temperature range: -55°C - +150°C


Anaerobic curing adhesive for sealing of metal thread joints only.
Approved for Gas (DVGW, DIN-EN 751-1), high pressure gas and GLP for working pressure up to 20 Bars.
WRAS listed for contact with wholesome (potable) water.
NSF registered in cat. P1 as acceptable for use as a sealant in and around food processing area.
Approved for use with gaseous oxygen up to 10 Bars and +60°C (BAM Ref. N° II-717/2007 E).
It seals against gas, water, LPG, hydrocarbons, oils and other chemicals.
Thixotropic property prevents migration of sealant from thread before or during curing.
It replaces PTFE tape and yarn and gives instant sealing against moderate pressure.
Shock and vibrations resistant, sealing properties unaffected over the temperature range from -55°C to +150°C.

ACCESSORIES FOR SOLAR HEATING SYSTEMS

	AUTOMATIC AIR VENT VALVE FOR SOLAR HEATING SYSTEMS	192
	THERMOSTATIC MIXING VALVE FOR SOLAR HEATING SYSTEMS	192
	TEMPERATURE AND PRESSURE RELIEF VALVE FOR SOLAR HEATING SYSTEMS	192
	DIAPHRAGM SAFETY RELIEF VALVE - F/F THREADS - FOR SOLAR HEATING SYSTEMS	193
	DRAIN BALL VALVE WITH BRASS HOSE CONNECTION FOR SOLAR HEATING SYSTEMS	193
	3-WAY DIVERTER ZONE BALL VALVE	194
	ELECTRIC ACTUATOR FOR ZONE BALL VALVES	194
	ELECTRIC ACTUATOR FOR ZONE BALL VALVES WITH MANUAL UNLOCKING DEVICE	194




362S Automatic air vent valve for solar heating systems



SIZE	PRESSURE	CODE	PACKING
3/8" (DN 10)	10bar/145psi	3620038S	10/120
1/2" (DN 15)	10bar/145psi	3620012S	10/120

Body in nickel-plated brass.
Minimum and maximum working temperatures: -20°C, 180°C.
Nominal pressure: 10 bar.
Threads: ISO228 (equivalent to DIN EN ISO 228 and BS EN ISO 228).


475 Thermostatic mixing valve for solar heating systems



SIZE	PRESSURE	CODE	PACKING
3/4" (DN 20)	10bar/145psi	4750034	1/24
1" (DN 25)	10bar/145psi	4750100	1/24

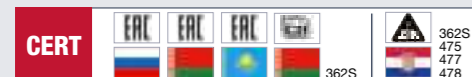
Body in brass.
Female threads.
Nominal pressure: 10 bar.
Maximum working temperature: 110°C.
Setting range: from 35°C to 55°C.
KV= 2,17 m3/h.
Threads: ISO228 (equivalent to DIN EN ISO 228 and BS EN ISO 228).

477 Temperature and pressure relief valve for solar heating systems




SIZE	PRESSURE	CODE	PACKING
3/4" (DN 20)	10bar/145psi	4770034	1/60

It provides automatic temperature and pressure relief protection for hot water and storage tank.
It is equipped with a manually operating lever.
The valve lever must be manually operated at least once a year to insure that water-ways are clear.
Body in antidezincification brass.
105 mm extension thermostat.
Setting temperature: 90°C.
Power rating: 25KW.
Setting pressure: 7 bar.
Threads: ISO228 (equivalent to DIN EN ISO 228 and BS EN ISO 228).




478 Diaphragm safety relief valve - f/f threads - for solar heating systems



SIZE	PRESSURE	CODE	PACKING
1/2"x3/4"	10bar/145psi	4780012	10/100


It provides automatic pressure relief protection for hot water and storage tank.
It is equipped with a manually operating lever.
The valve lever must be manually operated at least once a year to insure that water-ways are clear.
Body in nickel-plated brass.
Nominal pressure: 10 bar.
Available setting: 6 bar.
Minimum and maximum working temperatures: -20°C, 160°C.
Opening overpressure: 20%.
Closing differential: 20%.
Threads: ISO228 (equivalent to DIN EN ISO 228 and BS EN ISO 228).

139S Drain ball valve with brass hose connection for solar heating systems




SIZE	PRESSURE	CODE	PACKING
1/2" (DN 15)	16bar/232psi	1390012S	20/160

Body in brass.
Hose connection in brass.
Minimum and maximum working temperature: -10°C, 140°C.
Threads: ISO228 (equivalent to DIN EN ISO 228 and BS EN ISO 228).



982 3-way diverter zone ball valve




SIZE	PRESSURE	CODE	PACKING
3/4" (DN 20)	16bar/232psi	9820034	1/30
1" (DN 25)	16bar/232psi	9820100	1/18

Body in nickel-plated brass.
 Full flow ball.
 Maximum working pressure: 16 bar.
 Maximum differential pressure: 10bar.
 Minimum and maximum working temperatures: -10°C (with antifreeze solution), 100°C.
 Threads: ISO 228 (equivalent to DIN EN ISO 228 and BS EN ISO 228).


INFO Bidirectional electric actuators.
 Supplied with an auxiliary microswitch.
 Case in nylon.
 Power supply voltage: 230V or 24V.
 Power consumption: 4VA.
 Minimum and maximum working ambient temperature: -5°C, 70°C.
 Class of protection: IP54.
 Capacity of the auxiliary connection: 2A.
 Operating time: 25 or 50 seconds.
 Angle of rotation: 90°.
 Starting torque:
 - 50" model: 10Nm;
 - 25" model: 5Nm.

990 Electric actuator for zone ball valves




SIZE	CODE	PACKING
230V x 25sec	99023025	1/18
230V x 50sec	99023050	1/18

991 Electric actuator for zone ball valves with manual unlocking device



SIZE	CODE	PACKING
230V x 25sec	99123025	1/18
230V x 50sec	99123050	1/18
24V x 50sec	99102450	1/18



010	Straight female connector	179
010FL	Straight female connector with flange	179
015	Straight male connector	179
015FL	Straight male connector with flange	179
020	Straight coupling	179
020FL	Straight coupling with flanges	179
025	Extended coupling sleeve, to repair pipes	180
030	Equal T coupling	180
030FL	Equal T coupling with flanges	180
035	Female branch T coupling	180
035FL	Female branch T coupling with flanges	180
040	Male elbow	181
040FL	Male elbow with flanges	181
045	Female elbow	181
045FL	Female elbow with flanges	181
048	Backplate female elbow	182
050	Elbow coupling	182
050FL	Elbow coupling with flanges	182
055	Stainless steel liner	182
055	Stainless steel liner	185
060	Gas angle ball valve	63
062	Gas angle ball valve with revolving female nut	63
066	LONDON ball valve, full flow	60
067	LONDON ball valve, full flow	60
068	LONDON ball valve, full flow	60
069	LONDON ball valve, full flow	61
070	BERLIN ball valve, full flow	62
071	BERLIN ball valve, full flow	62
072	BERLIN ball valve, full flow	62
073	BERLIN ball valve, full flow	62
076	MADRID ball valve, full flow	38
077	MADRID ball valve, full flow	38
078	MADRID ball valve, full flow	38
079	MADRID ball valve, full flow	38
080	PARIS ball valve, full flow	39
081	PARIS ball valve, full flow	39
082	PARIS ball valve, full flow	39
083	PARIS ball valve, full flow	39
084	Flat lever handle for ball valves	48
084G	Flat lever handle for ball valves	64
084LK	Locking device for lockable flat lever handle	49
084PP	Pin for locking device	49
086	Lever handle for ball valves and bibcocks	48
086G	Lever handle for ball valves	64
087	T handle for ball valves and bibcocks	49
087G	T handle for ball valves	64
088	Extended handle for lined piping	50
089B	Stainless steel lever handle	48
090	IDEAL ball valve, full flow	40
091	IDEAL ball valve, full flow	40
092	IDEAL ball valve, full flow	41
092K	Ball valve kit	131
093	IDEAL ball valve, full flow	41

098	IDEAL ball valve, full flow, for manifolds	42
098S	IDEAL ball valve with o-ring, full flow, for manifolds	42
098SDC	IDEAL ball valve, full flow, for manifolds, without union	42
098SK	Ball valve kit	138
098RSK	Ball valve kit	137
099	Full flow ball valve, male/male threads	51
100	EUROPA® check valve	23
101	BLOCK® check valve	27
102	Strainer for EUROPA®, YORK®, ROMA®, BLOCK®	6
103	YORK® check valve	25
104	ROMA® check valve	29
105	EUROPA® foot valve	23
106	BLOCK® foot valve	27
107	Strainer for EUROPA®, YORK®, ROMA®, BLOCK®	29
108	YORK® foot valve	25
110	5-way connector for pumps and tanks	187
111	ORIENT ball valve, reduced flow	46
112	ORIENT ball valve, reduced flow	46
113	ORIENT ball valve, reduced flow	46
114	ORIENT ball valve, reduced flow	46
115	Full flow ball valve with drain cock	51
116	VIENNA ball valve, standard flow	44
117	VIENNA ball valve, standard flow	44
118	VIENNA ball valve, standard flow	44
119	VIENNA ball valve, standard flow	45
125	MINI ball valve	50
126	MINI ball valve	50
128	3-way ball valve	51
130	Swing check valve	31
131	SPIN® Hose bibcock with mobile connection	53
132	Ball hose bibcock	53
133	Ball hose bibcock	53
134	Ball hose bibcock	53
136	Build-in ball valve with blind cap	68
138	Build-in ball valve with handle	68
139	Drain ball valve with brass hose connection	56
139R	Drain ball valve with brass hose connection and plastic handle	56
139S	Drain ball valve with brass hose connection for solar heating systems	193
140	Foot valve	31
142	Teflon tape	187
143	EUROPRESS pressure reducing valve	84
143MM	EUROPRESS pressure reducing valve without connection	54
144	Ball hose bibcock with lockpad eye and brass connection	55
145	STREAM® ball valve, full flow	47
146	3-piece straight connector, flat washer	83
151	Connection for water meters	186
152	Gate valve PN16	186
154	3-piece straight connector, with o-ring	187
156	3-piece straight connector, with o-ring	52
161	3-piece elbow, with o-ring	186
161G	GAR ball hose bibcock	186
162	GAR ball hose bibcock	186
166	GAR ball hose bibcock	54

167	GAR ball bibcock	54
168	GAR ball bibcock	54
170	GAR ball hose bibcock	55
172	GAR ball hose bibcock	55
174	GAR ball hose bibcock	54
176	GAR ball hose bibcock	54
178	GAR ball hose bibcock	55
180	GAR ball hose bibcock	55
187	Polyphosphate proportional doser	77
188	Magnetic compact dirt separator I-MAG	79
188S	Magnetic dirt separator I-MAG XL	81
189	Self-cleaning strainer	88
189CA	Cartridge for self-cleaning strainer art. 189	88
191	Garden hose bibcock with brass connection	56
192	Y strainer	87
192CA	Cartridge for Y strainer art. 192	87
192CA	Cartridge for Y strainer art. 192	88
193	Nickel-plated Y strainer	88
194	Air vent valve	146
194O	Adjustable nickel-plated air vent valve	147
195	Revolving drain cock	147
196	Drain cock	147
211	ORIENT ball valve, reduced flow	46
216	VIENNA ball valve, standard flow	45
217	VIENNA ball valve, standard flow	45
220	Bibcock with washing machine valve	71
225	Horizontal washing machine valve, heavy pattern	71
226	Horizontal washing machine valve	71
228	Inclined washing machine valve	71
230	One-piece spacer for faucets	72
240	Washing machine and dishwasher valve	72
243	EUROPRESS pressure reducing valve, DZR brass	85
250	Washing machine valve	72
255	3-way washing machine valve	72
266	LONDON ball valve, full flow	61
267	LONDON ball valve, full flow	61
275	Reduction 3/8"x1/2"	187
276	Nickel-plated 1/2"x3/4" reduction, inner hexagon	187
280	Brass hose connection	56
282	Nylon hose connection	56
282O	Mobile hose connection in nylon	57
285	Stainless steel rosette	70
286	Plastic rosette	100
290	IDEAL ball valve, full flow	41
290P	IDEAL DVGW ball valve, full flow	37
291P	IDEAL DVGW ball valve, full flow	37
292P	IDEAL DVGW ball valve, full flow	37
293P	IDEAL DVGW ball valve, full flow	37
294	Straight manual valve, female thread	98
294S	Straight manual valve, female thread, with O-ring	99
295	Straight manual valve, male thread	98
295S	Straight manual valve, male thread, with O-ring	99
296	Straight lockshield, female thread	98

296S	Straight lockshield, female thread, with O-ring	92
296S	Straight lockshield, female thread, with O-ring	99
297	Straight lockshield, male thread	98
297S	Straight lockshield, male thread, with O-ring	92
297S	Straight lockshield, male thread, with O-ring	99
298	IDEAL angle ball valve, full flow, for manifolds	43
298S	IDEAL angle ball valve, with o-ring, full flow, for manifolds	43
298SDC	IDEAL angle ball valve full flow, for manifolds,without union	43
298SK	Angle ball valve kit	138
298RSK	Angle ball valve kit	137
299	Plug for radiators with air vent valve	147
305	Straight two pipe valve for panel radiators	100
306	Fitting for straight and angle two pipe valve for panel radiator	100
306K	Two-pipe valves adapter, with thread 3/4" M	100
315	Angle two pipe valve for panel radiators	100
340	Build-in valve with blind cap	68
345	Buid-in valve with handle	68
346	Supply stop	69
348	Supply stop with nut and washer	69
350L	Supply bibcock, polished brass	57
355L	Hose bibcock, polished brass	57
355S	Hose bibcock, sandblasted/chromed brass	57
360	MINIPRESS pressure reducing valve	86
361	MINIPRESS pressure reducing valve, pressure gauge connection	86
362	Automatic air vent valve	145
362R	Automatic air vent valve, compact	145
362S	Automatic air vent valve for solar heating systems	192
363	Automatic air vent valve, side outlet	145
364	Automatic air vent valve, side inlet	145
364R	Automatic air vent valve, side inlet, compact	145
365	Automatic check valve	146
366	Safety relief valve for boilers	146
367	Safety relief valve for boilers, with lever handle	146
368	Diaphragm safety relief valve, female/female threads	148
368M	Diaphragm safety relief valve, female/female threads	149
369	Diaphragm safety relief valve, male/female threads	148
369M	Diaphragm safety relief valve, male/female threads,	149
375	Toilet tank valve	70
376	GREEN ball valve, full flow	36
377	GREEN ball valve, full flow	36
378	GREEN ball valve, full flow	36
379	GREEN ball valve, full flow	36
385	Ball supply stop with strainer	69
386	Ball supply stop with articulated connection	69
387	Supply stop and washing machine valve	70
390	Drain trap for washing machines	73
391	Washing machine ball valve	73
392	Washing machine ball valve	73
394	Angle manual valve, female thread	98
394S	Angle manual valve, female thread, with O-ring	99
395	Angle manual valve, male thread	98
395S	Angle manual valve, male thread, with O-ring	99
396	Angle lockshield, male thread	98

396S	Angle lockshield, male thread, with O-ring	93
396S	Angle lockshield, male thread, with O-ring	99
397	Angle lockshield, male thread	98
397S	Angle lockshield, male thread, with O-ring	93
397S	Angle lockshield, male thread, with O-ring	99
450	Modular distribution manifold, female outlets	104
455	Modular distribution manifold, male outlets	104
456	Modular distribution manifold, 1/2" male outlets, flat seat	104
465	Modular distribution manifold with shut-off valves, male outlets	105
471N	Adapter for flow meters - 1" manifolds	134
471FL	Flow meter	134
475	Thermostatic mixing valve for solar heating systems	192
477	Temperature and pressure relief valve for solar heating systems	192
478	Diaphragm safety relief valve - f/f threads -	193
482	Pressure gauge, bottom connection, 0-10bar	142
482R	Pressure gauge, bottom connection, 0-6bar	143
483	Pressure gauge back connection, 0-10bar	143
483R	Pressure gauge back connection, 0-6bar	143
484	Thermometer and pressure gauge, bottom connection	144
485	Thermometer and pressure gauge, back connection	144
487K01	Straight ball valve and thermometer fitting kit	139
487K02	Angle ball valve and thermometer fitting kit	139
488	Angle valve	73
487K01R	Straight ball valve and thermometer fitting kit	137
487K02R	Angle ball valve and thermometer fitting kit	137
489A	Adjustable end piece with drain valve and automatic air vent valve	135
489AR	Adjustable end piece with drain valve and automatic air vent valve	135
489M	Adjustable end piece with drain valve and manual air vent valve	135
489MR	Adjustable end piece with drain valve and manual air vent valve	135
489SO	Adjustable drain valve	135
490	Male end fitting for manifolds	140
490S	Adjustable male end fitting for manifolds	140
491	Female end fitting for manifolds	140
492	Thermometer fitting	141
492B	Thermometer union	141
492BC	Thermometer union complete with thermometer	43
492BC	Thermometer union complete with thermometer	141
492C	Thermometer fitting, complete with thermometer	141
492N	Surface thermometer	140
493	Thermometer, back connection	144
494	Male end cap with o-ring	142
494	Male end cap with o-ring	167
495	Male end fitting with o-ring	142
496	Female end cap with washer	142
497	Adjustable male/male fitting with O-ring	133
498	Metal box for manifolds	117
498	Metal box for manifolds	118
498	Metal box for manifolds	132
498R	Metal box for manifolds - Compact model	118
498R	Metal box for manifolds - Compact model	132
498ST	Mounting brackets in steel for metal boxes	117
498ST	Mounting brackets in steel for metal boxes	118
498ST	Mounting brackets in steel for metal boxes	132

499	Universal plastic box for manifolds	106
499CC	Set to fix simple manifolds to plastic boxes	106
499CS	Set to fix dual manifolds to plastic boxes	106
509	Straight female connector	165
509	Straight female connector	176
510	MULTI-FIT® straight female connector	164
515	Straight male connector	165
515	Straight male connector	176
518N	Male/male adapter - 1" manifolds	134
518N	Male/male adapter - 1" manifolds	166
519N	Male/male adapter with an o-ring for art. 860 - 1"1/4	134
519N	Male/male adapter with an o-ring for art. 860 - 1"1/4	166
530	Equal T coupling	165
530	Equal T coupling	176
535	Female branch T coupling	165
535	Female branch T coupling	176
540	Male elbow	165
540	Male elbow	177
545	Female elbow	165
545	Female elbow	177
548	Backplate female elbow	156
548	Backplate female elbow	177
570	Connecting/diconnecting tool	167
573	Ring spanner	177
575	Shear for multilayer and PEX pipes	167
575	Shear for multilayer and PEX pipes	173
578	Metal template with 2 backplate elbows	166
595	Nut and olive	175
595M	Nut and adapter	164
595P	Nut and adapter	164
598	Nut and olive	175
610	Straight female connector	169
615	Straight male connector	169
618	Nickel-plated straight male connector with an o-ring	172
620	Straight coupling	169
625	Stop end	170
630	Equal T coupling	170
635	Female branch T coupling	170
640	Male elbow	171
645	Female elbow	171
648	Backplate female elbow	171
650	Elbow coupling	172
655	Liner	172
671	Disconnecting clip	173
680	Pipe deburring tool	167
680	Pipe deburring tool	173
685	Depth gauge	173
706	Washing machine ball valve	73
710	Straight female connector	184
715	Straight male connector	184
720	Straight coupling	184
730	Equal T coupling	185
735	Female branch T coupling	185

740	Male elbow	185
745	Female elbow	185
750	Elbow coupling	185
820	Mechanical room thermostat with simple switching	150
820C	Mechanical room with changeover switching	150
820CS	Mechanical room thermostat with changeover switching, on/off and functioning led	150
850/38	Distribution manifold, made out of brass bar,	120
850/50	Distribution manifold, made out of brass bar,	120
852	Distribution manifold in stainless steel, centres distance mm.50	109
860	Distribution manifold, made out of brass bar, bilateral outlets	121
860BY	Off-centre by-pass kit	133
862	Distribution manifold in stainless steel, bilateral outlets,	109
885	Dual distribution manifold, male outlets	105
891	Thermostatic control head with oil-filled element	96
891GA	Tamper-proof cap for thermostatic control heads	96
891M	Electrothermal actuator	133
891MR	Electrothermal actuator	134
891R	Electrothermal actuator	96
891SD	Thermostatic control head with remote control	96
894C	Straight convertible valve with cap, female thread	92
894CPS	Straight convertible valve, female thread	94
894K	Pair of union connections, flat seat	131
894V	Straight convertible valve with handle, female thread	92
895C	Straight convertible valve with cap, male thread	92
895CPS	Straight convertible valve, male thread	94
895V	Straight convertible valve with handle, male thread	92
905C	Complete pre-assembled manifold, with flow meters	122
906	Ball supply stop	70
907C	Complete pre-assembled manifold in stainless steel,	110
910C	Complete pre-assembled manifold, with lockshields	122
912C	Complete pre-assembled manifold in stainless steel,	110
912CDEB	Pre-assembled manifold with flow meters, air vent valve and drain cock – Automatic flow control	113
915C	Pre-assembled manifold with flow meters	123
915CK	Extension kit for manifolds	133
916C	Pre-assembled manifold with flow meters	123
917C	Pre-assembled manifold in stainless steel with flow meters	111
917CDE	Pre-assembled manifold with flow meters,	111
918C	Pre-assembled manifold with flow meters	112
918CB	Pre-assembled manifold with flow meters, air vent valve and drain cock – Automatic flow control	114
920C	Pre-assembled manifold with lockshields	124
922C	Pre-assembled manifold in stainless steel with lockshields	112
922MO	Pre-assembled manifold in stainless steel with air vent valve	113
925	Single manifold, with lockshields	124
927	Single manifold in stainless steel, with lockshields	114
930	Single manifold, with flow meters	125
932	Single manifold in stainless steel, with flow meters	114
935	Single manifold with shut-off valves preset	125
937	Single manifold in stainless steel with shut-off valves	114
937M	Single manifold with shut-off valves with handles	116
940	Single manifold in brass steel with shut-off valves	126
942	Single manifold in stainless steel with shut-off valves	116
945	Single manifold, with 3/4" EUROKONUS outlets	126
947	Single manifold in stainless steel, with 3/4" EUROKONUS outlets	116

949	Set point regulating unit	130
949BY	Primary circuit by-pass kit	131
949CEF	Wring case for pump connection	131
949ST	Mounting brackets for set point regulating unit	132
950C	Digital electronic room chronothermostat	150
950S	Digital electronic room chronothermostat	151
950T	Digital electronic room chronothermostat touch screen	151
980	2-way zone ball valve	102
981	2-way zone ball valve with double union connection	102
982	3-way diverter zone ball valve	102
982	3-way diverter zone ball valve	194
984	3-way zone ball valve	102
986	4-way zone ball valve	102
988	By-pass kit for zone valves	102
989	Electric actuator for 2-way zone ball valves	101
990	Electric actuator for zone ball valves	101
990	Electric actuator for zone ball valves	194
991	Electric actuator for zone ball valves with manual unlocking device	101
991	Electric actuator for zone ball valves with manual unlocking device	194
992	Gas leak detector with optical-acoustic alarm and relay control	65
993	Solenoid safety valve for gas, normally open	65
994C	Angle convertible valve with cap, female thread	93
994CPS	Angle convertible valve with cap, female thread	94
994V	Angle convertible valve with handle, female thread	93
995C	Angle convertible valve with cap, male thread	93
995CPS	Angle convertible valve with cap, male thread	93
995V	Angle convertible valve with handle, male thread	93
998	Gas safety kit - available for methane and GPL	65
COP100	Insulation shells for manifolds	136
COP188S	Insulation shells for magnetic dirt separator I-MAG XL	81
PROL136	Spacer for art.136 and art.138	68
PROL340	Spacer for art. 340	68
ROL075	Threadsealing	188
TUB100	Threadsealing	189
VOLA	Handwheel for gate valves	52

Lined writing area with 24 horizontal lines.